



RESIDENTIAL PERMIT ACTIVITY

JANUARY 2023

HARFORD COUNTY MARYLAND



YEAR	TOTAL *
2023	352
2022	343
2021	372
2020	724
2019	638

YEAR TO DATE TOTAL

This is a summary of monthly development activity in Harford County and is for informational purposes only.

Totals do not include municipalities. Any concerns or inquiries should be directed to the Town/City government in question.

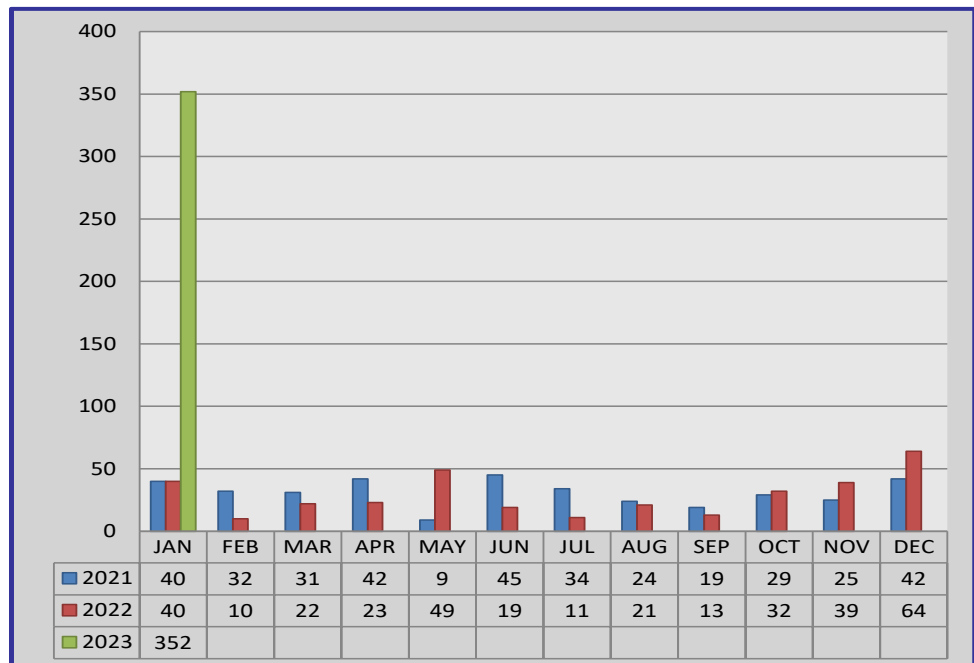
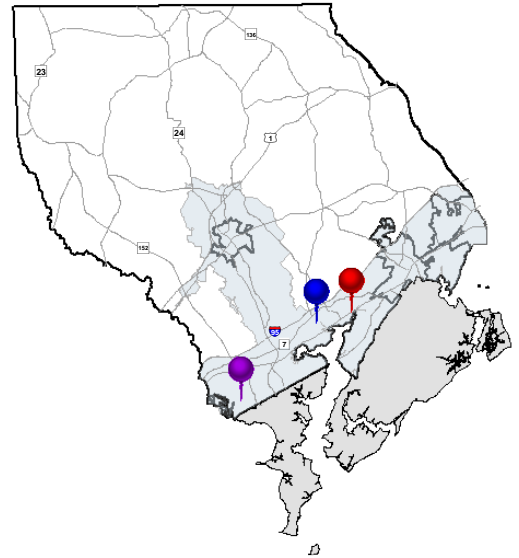


DEPARTMENT OF
PLANNING & ZONING
220 S Main Street
Bel Air MD 21014
410-638-3103

	SINGLE FAMILY	TOWNHOUSE	CONDO	APARTMENT	MOBILE HOME	TOTAL *
JAN	13	11	-	328	-	352

MOST ACTIVE SUBDIVISIONS FOR JANUARY:

- HOLLYWOODS
24 Apartments
- JAMES RUN
11 Townhouses & 304 Apartments
- RIDGELY'S RESERVE
5 Single Family



* All permit totals are subject to change due to permits that may become expired or cancelled.



RESIDENTIAL PERMIT ACTIVITY

FEBRUARY 2023

HARFORD COUNTY MARYLAND



YEAR	TOTAL *
2023	440
2022	343
2021	372
2020	724
2019	638

YEAR TO DATE TOTAL

This is a summary of monthly development activity in Harford County and is for informational purposes only.

Totals do not include municipalities. Any concerns or inquiries should be directed to the Town/City government in question.

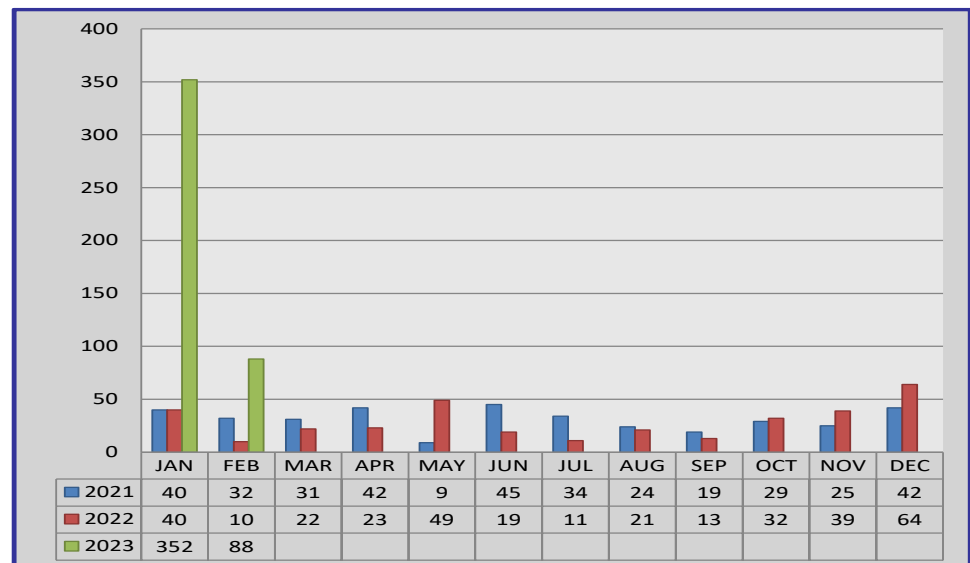
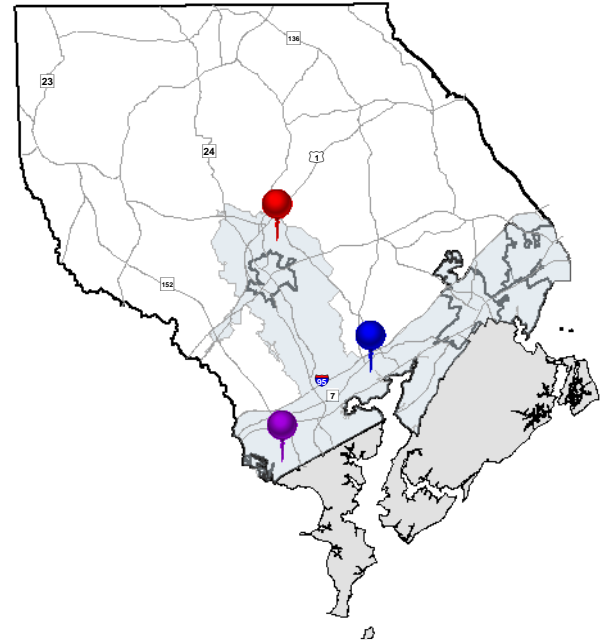


DEPARTMENT OF
PLANNING & ZONING
220 S Main Street
Bel Air MD 21014
410-638-3103

	SINGLE FAMILY	TOWNHOUSE	CONDO	APARTMENT	MOBILE HOME	TOTAL *
JAN	13	11	-	328	-	352
FEB	30	14	-	44	-	88

MOST ACTIVE SUBDIVISIONS FOR FEBRUARY:

- CROSSROADS @ HICKORY
44 Apartments
- JAMES RUN
14 Townhouses
- RIDGELY'S RESERVE
19 Single Family



* All permit totals are subject to change due to permits that may become expired or cancelled.



RESIDENTIAL PERMIT ACTIVITY

MARCH 2023

HARFORD COUNTY MARYLAND



YEAR	TOTAL *
2023	565
2022	343
2021	372
2020	724
2019	638

YEAR TO DATE TOTAL

This is a summary of monthly development activity in Harford County and is for informational purposes only.

Totals do not include municipalities. Any concerns or inquiries should be directed to the Town/City government in question.

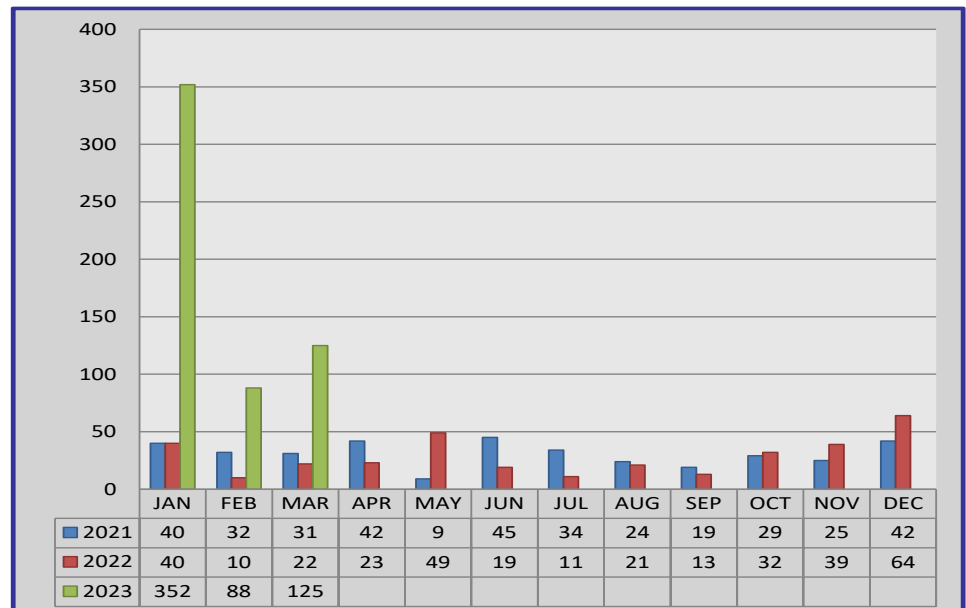
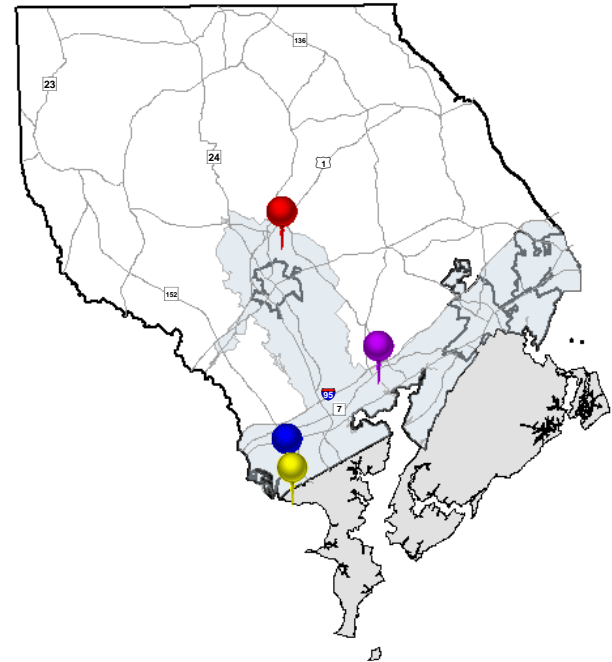


DEPARTMENT OF
PLANNING & ZONING
220 S Main Street
Bel Air MD 21014
410-638-3103

	SINGLE FAMILY	TOWNHOUSE	CONDO	APARTMENT	MOBILE HOME	TOTAL *
JAN	13	11	-	328	-	352
FEB	30	14	-	44	-	88
MAR	19	33	-	72	1	125

MOST ACTIVE SUBDIVISIONS FOR MARCH:

- CROSSROADS @ HICKORY
72 Apartments
- JAMES RUN
25 Townhouses
- MAGNOLIA LANDING
8 Townhouses
- RIDGELY'S RESERVE
12 Single Family



* All permit totals are subject to change due to permits that may become expired or cancelled.



RESIDENTIAL PERMIT ACTIVITY

APRIL 2023

HARFORD

COUNTY
MARYLAND



YEAR	TOTAL *
2023	627
2022	343
2021	372
2020	724
2019	638

YEAR TO DATE TOTAL

This is a summary of monthly development activity in Harford County and is for informational purposes only.

Totals do not include municipalities. Any concerns or inquiries should be directed to the Town/City government in question.

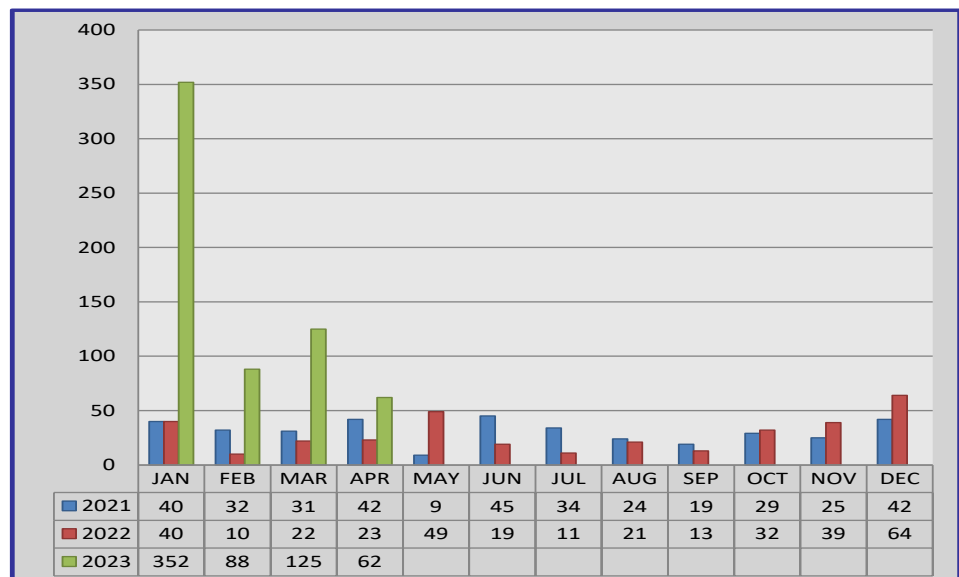
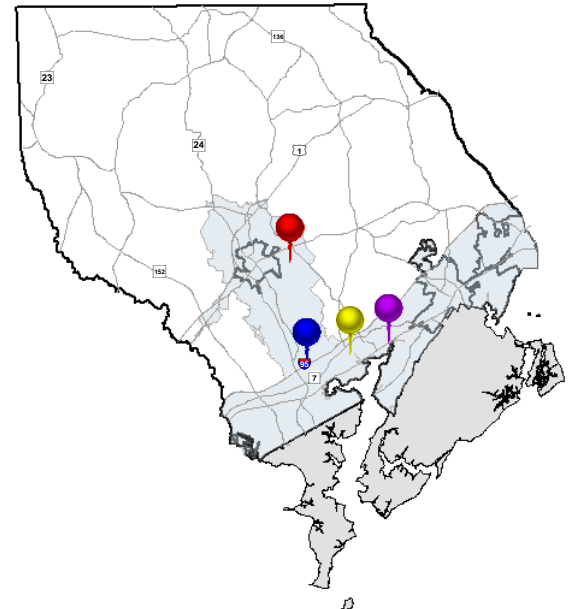


DEPARTMENT OF
PLANNING & ZONING
220 S Main Street
Bel Air MD 21014
410-638-3103

	SINGLE FAMILY	TOWNHOUSE	CONDO	APARTMENT	MOBILE HOME	TOTAL *
JAN	13	11	-	328	-	352
FEB	30	14	-	44	-	88
MAR	19	33	-	72	1	125
APR	13	25	-	24	-	62

MOST ACTIVE SUBDIVISIONS FOR APRIL:

- EVA MAR
5 Single Family
- GARDEN GLEN
9 Townhouses
- HOLLYWOODS
24 Apartments
- JAMES RUN
16 Townhouses



* All permit totals are subject to change due to permits that may become expired or cancelled.



RESIDENTIAL PERMIT ACTIVITY

MAY 2023

HARFORD

COUNTY
MARYLAND



YEAR	TOTAL *
2023	633
2022	342
2021	372
2020	724
2019	638

YEAR TO DATE TOTAL

This is a summary of monthly development activity in Harford County and is for informational purposes only.

Totals do not include municipalities. Any concerns or inquiries should be directed to the Town/City government in question.

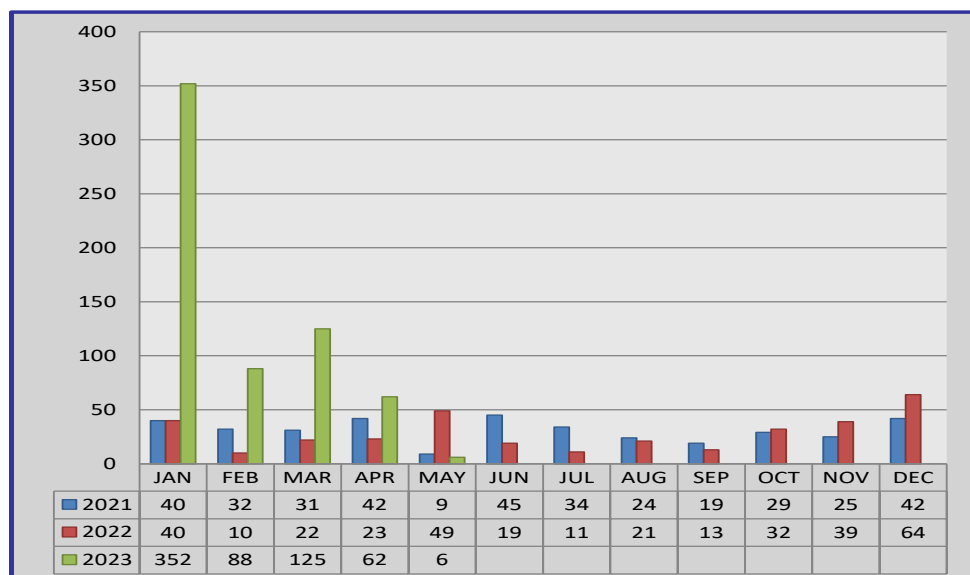
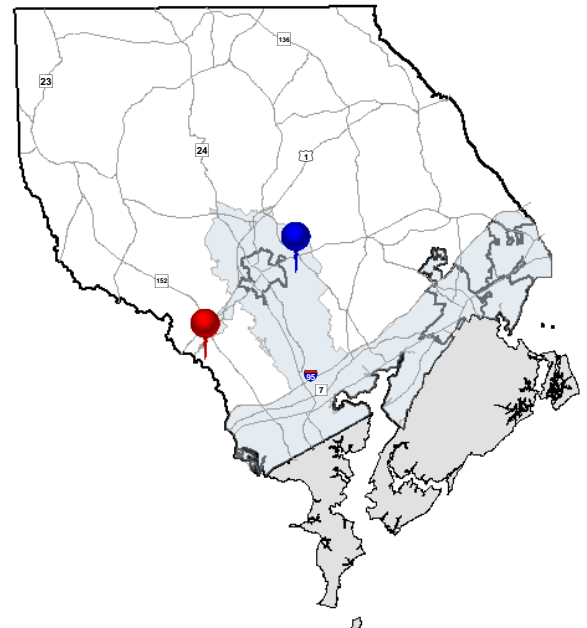


DEPARTMENT OF
PLANNING & ZONING
220 S Main Street
Bel Air MD 21014
410-638-3103

	SINGLE FAMILY	TOWNHOUSE	CONDO	APARTMENT	MOBILE HOME	TOTAL *
JAN	13	11	-	328	-	352
FEB	30	14	-	44	-	88
MAR	19	33	-	72	1	125
APR	13	25	-	24	-	62
MAY	6	-	-	-	-	6

MOST ACTIVE SUBDIVISIONS FOR MAY:

- AUMAR VILLAGE RESIDENTIAL
1 Single Family
- EVA MAR
1 Single Family



* All permit totals are subject to change due to permits that may become expired or cancelled.



RESIDENTIAL PERMIT ACTIVITY

JUNE 2023

HARFORD COUNTY MARYLAND



YEAR	TOTAL *
2023	755
2022	342
2021	372
2020	724
2019	638

YEAR TO DATE TOTAL

This is a summary of monthly development activity in Harford County and is for informational purposes only.

Totals do not include municipalities. Any concerns or inquiries should be directed to the Town/City government in question.

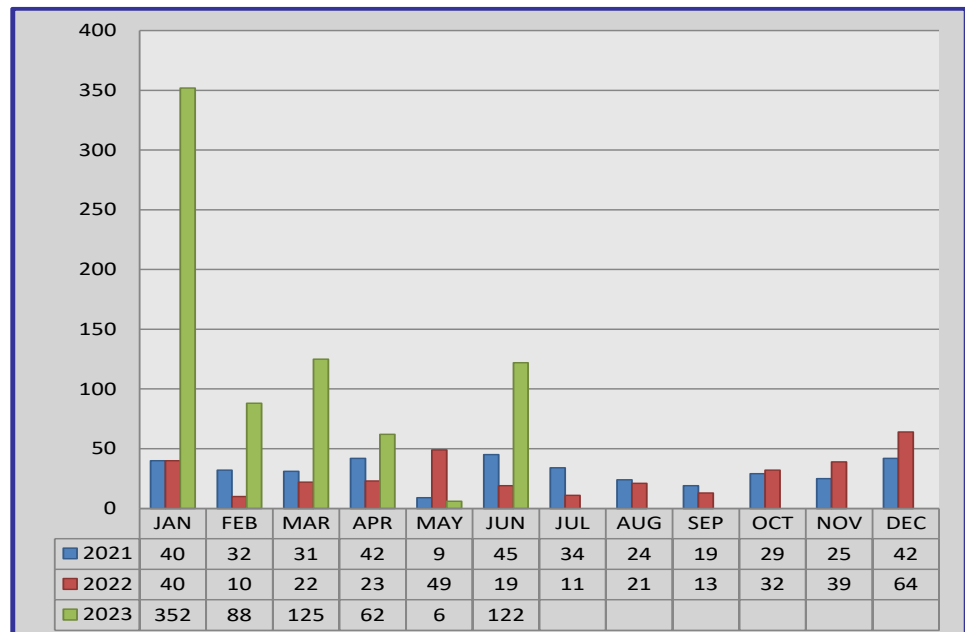
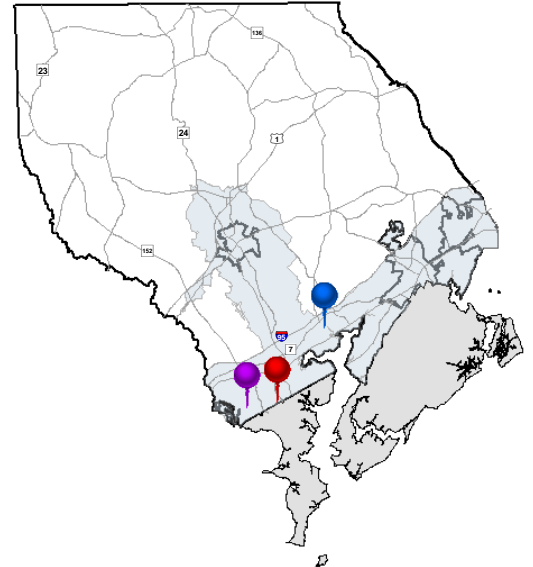


DEPARTMENT OF
PLANNING & ZONING
220 S Main Street
Bel Air MD 21014
410-638-3103

	SINGLE FAMILY	TOWNHOUSE	CONDO	APARTMENT	MOBILE HOME	TOTAL *
JAN	13	11	-	328	-	352
FEB	30	14	-	44	-	88
MAR	19	33	-	72	1	125
APR	13	25	-	24	-	62
MAY	6	-	-	-	-	6
JUN	8	46	-	68	-	122

MOST ACTIVE SUBDIVISIONS FOR JUNE:

- EDGEWOOD STATION SENIOR HOUSING
68 Apartments
- JAMES RUN
5 Townhouses
- RIDGELY'S RESERVE
40 Townhouses



* All permit totals are subject to change due to permits that may become expired or cancelled.

RESIDENTIAL PERMIT ACTIVITY

JULY 2023

HARFORD COUNTY MARYLAND



YEAR	TOTAL *
2023	762
2022	342
2021	372
2020	724
2019	638

YEAR TO DATE TOTAL

This is a summary of monthly development activity in Harford County and is for informational purposes only.

Totals do not include municipalities. Any concerns or inquiries should be directed to the Town/City government in question.

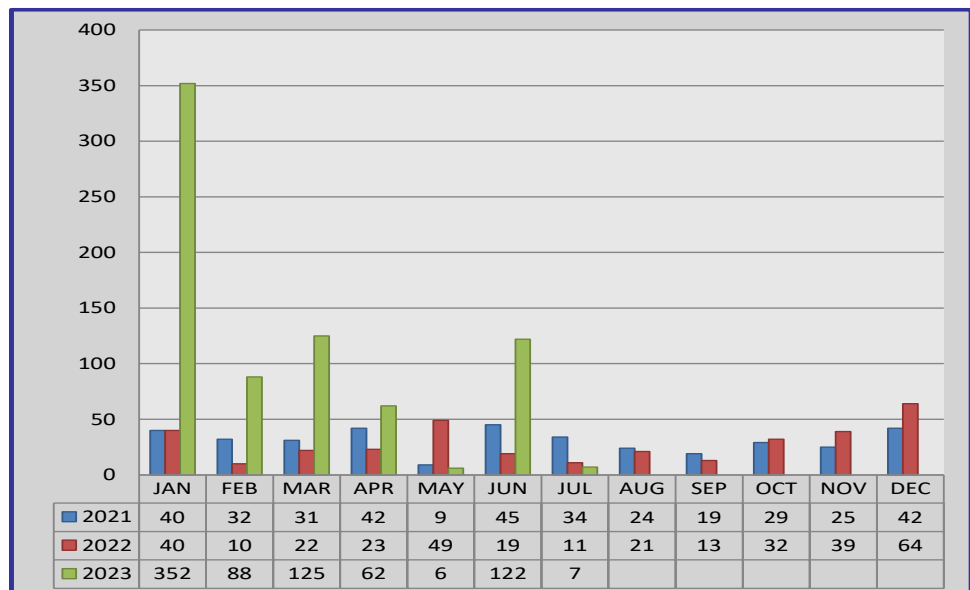
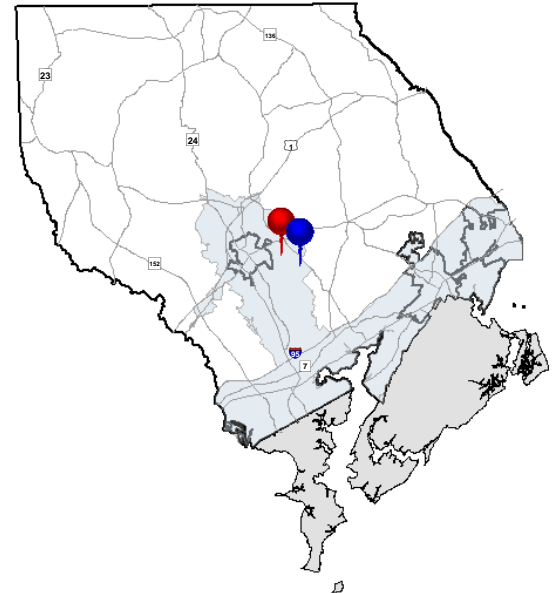


DEPARTMENT OF
PLANNING & ZONING
220 S Main Street
Bel Air MD 21014
410-638-3103

	SINGLE FAMILY	TOWNHOUSE	CONDO	APARTMENT	MOBILE HOME	TOTAL*
JAN	13	11	-	328	-	352
FEB	30	14	-	44	-	88
MAR	19	33	-	72	1	125
APR	13	25	-	24	-	62
MAY	6	-	-	-	-	6
JUN	8	46	-	68	-	122
JUL	7	-	-	-	-	7

MOST ACTIVE SUBDIVISIONS FOR JULY:

- EVA MAR
2 Single Family
- PEVERLY ESTATES
3 Single Family



* All permit totals are subject to change due to permits that may become expired or cancelled.

RESIDENTIAL PERMIT ACTIVITY

AUGUST 2023

HARFORD COUNTY MARYLAND



YEAR	TOTAL *
2023	785
2022	342
2021	372
2020	724
2019	638

YEAR TO DATE TOTAL

This is a summary of monthly development activity in Harford County and is for informational purposes only.

Totals do not include municipalities. Any concerns or inquiries should be directed to the Town/City government in question.

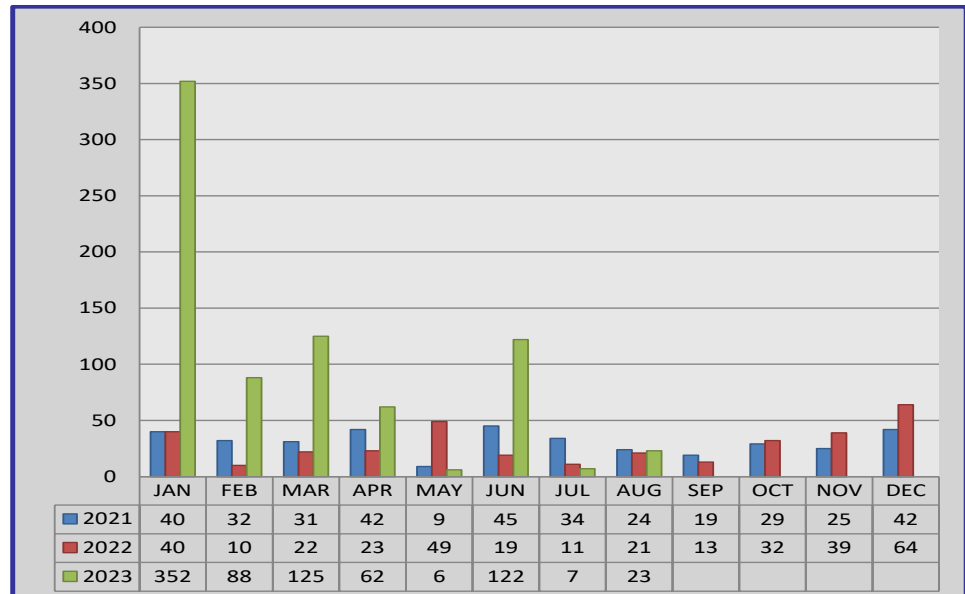
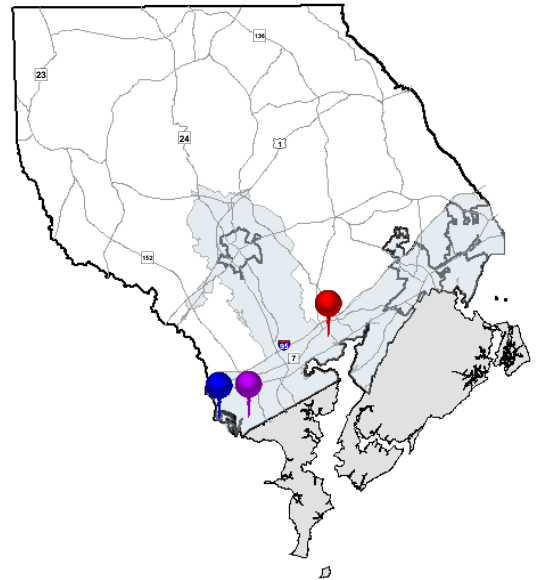


DEPARTMENT OF
PLANNING & ZONING
220 S Main Street
Bel Air MD 21014
410-638-3103

	SINGLE FAMILY	TOWNHOUSE	CONDO	APARTMENT	MOBILE HOME	TOTAL *
JAN	13	11	-	328	-	352
FEB	30	14	-	44	-	88
MAR	19	33	-	72	1	125
APR	13	25	-	24	-	62
MAY	6	-	-	-	-	6
JUN	8	46	-	68	-	122
JUL	7	-	-	-	-	7
AUG	11	12	-	-	-	23

MOST ACTIVE SUBDIVISIONS FOR AUGUST:

- JAMES RUN
5 Townhouses
- JOPPA CROSSING
7 Townhouses
- RIDGELY'S RESERVE
5 Single Family



* All permit totals are subject to change due to permits that may become expired or cancelled.



RESIDENTIAL PERMIT ACTIVITY

SEPTEMBER 2023

HARFORD — COUNTY — MARYLAND



YEAR	TOTAL *
2023	801
2022	342
2021	372
2020	724
2019	638

YEAR TO DATE TOTAL

This is a summary of monthly development activity in Harford County and is for informational purposes only.

Totals do not include municipalities. Any concerns or inquiries should be directed to the Town/City government in question.

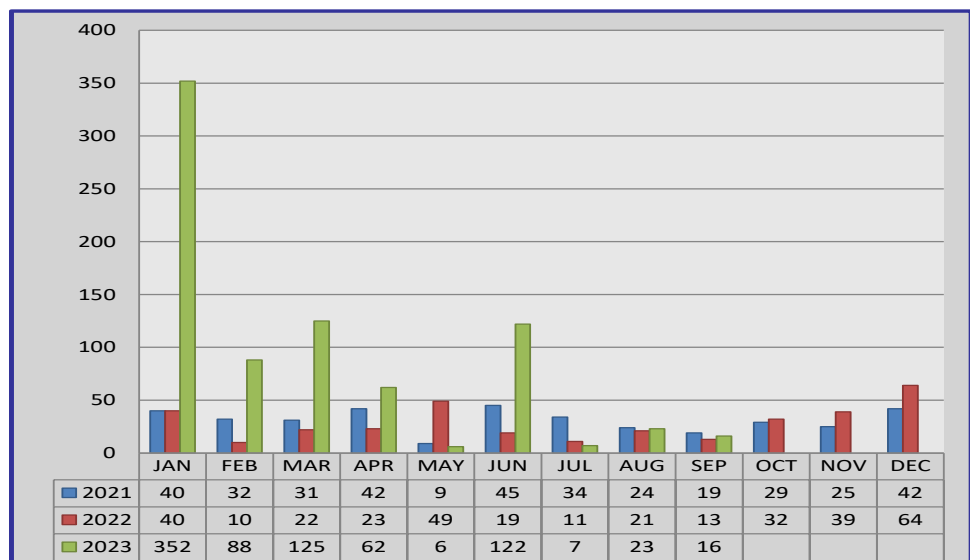
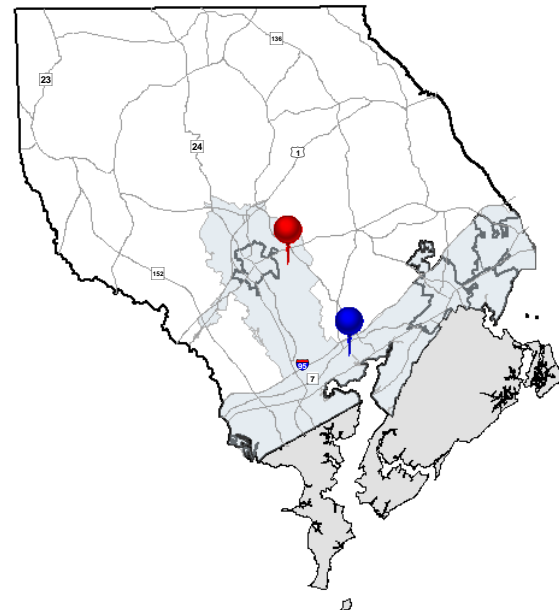


DEPARTMENT OF
PLANNING & ZONING
220 S Main Street
Bel Air MD 21014
410-638-3103

	SINGLE FAMILY	TOWNHOUSE	CONDO	APARTMENT	MOBILE HOME	TOTAL *
JAN	13	11	-	328	-	352
FEB	30	14	-	44	-	88
MAR	19	33	-	72	1	125
APR	13	25	-	24	-	62
MAY	6	-	-	-	-	6
JUN	8	46	-	68	-	122
JUL	7	-	-	-	-	7
AUG	11	12	-	-	-	23
SEP	10	5	-	-	1	16

MOST ACTIVE SUBDIVISIONS FOR SEPTEMBER:

- EVA MAR
2 Single Family
- JAMES RUN
5 Townhouses



* All permit totals are subject to change due to permits that may become expired or cancelled.



RESIDENTIAL PERMIT ACTIVITY

OCTOBER 2023

HARFORD COUNTY MARYLAND



YEAR	TOTAL *
2023	808
2022	342
2021	372
2020	724
2019	638

YEAR TO DATE TOTAL

This is a summary of monthly development activity in Harford County and is for informational purposes only.

Totals do not include municipalities. Any concerns or inquiries should be directed to the Town/City government in question.

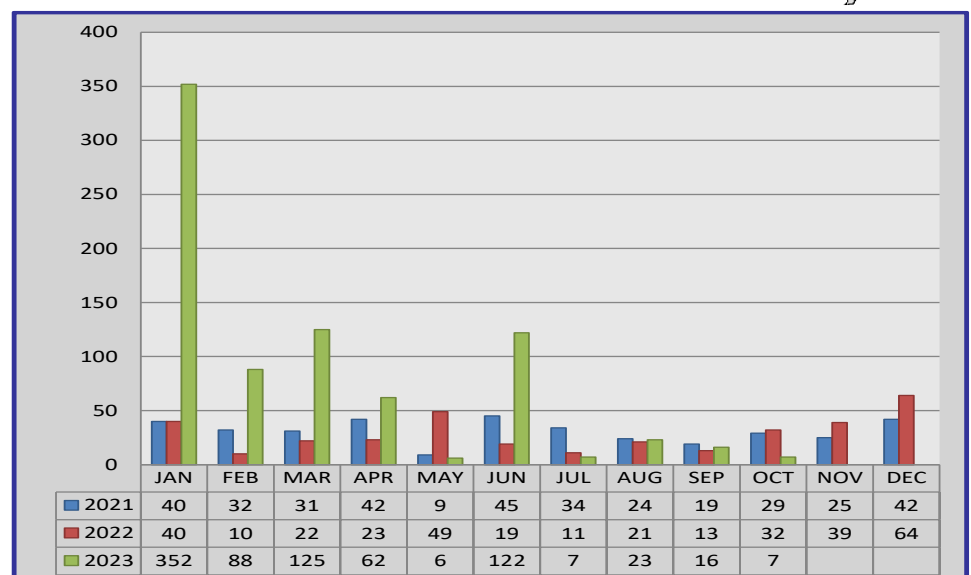
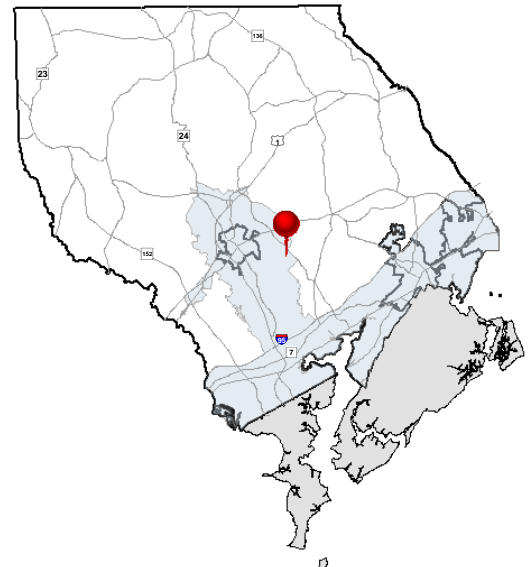


DEPARTMENT OF
PLANNING & ZONING
220 S Main Street
Bel Air MD 21014
410-638-3103

	SINGLE FAMILY	TOWNHOUSE	CONDO	APARTMENT	MOBILE HOME	TOTAL *
JAN	13	11	-	328	-	352
FEB	30	14	-	44	-	88
MAR	19	33	-	72	1	125
APR	13	25	-	24	-	62
MAY	6	-	-	-	-	6
JUN	8	46	-	68	-	122
JUL	7	-	-	-	-	7
AUG	11	12	-	-	-	23
SEP	10	5	-	-	1	16
OCT	7	-	-	-	-	7

MOST ACTIVE SUBDIVISIONS FOR OCTOBER:

- PEVERLY ESTATES
1 Single Family



* All permit totals are subject to change due to permits that may become expired or cancelled.



RESIDENTIAL PERMIT ACTIVITY

NOVEMBER 2023

HARFORD — COUNTY — MARYLAND



YEAR	TOTAL *
2023	818
2022	342
2021	372
2020	724
2019	638

YEAR TO DATE TOTAL

This is a summary of monthly development activity in Harford County and is for informational purposes only.

Totals do not include municipalities. Any concerns or inquiries should be directed to the Town/City government in question.

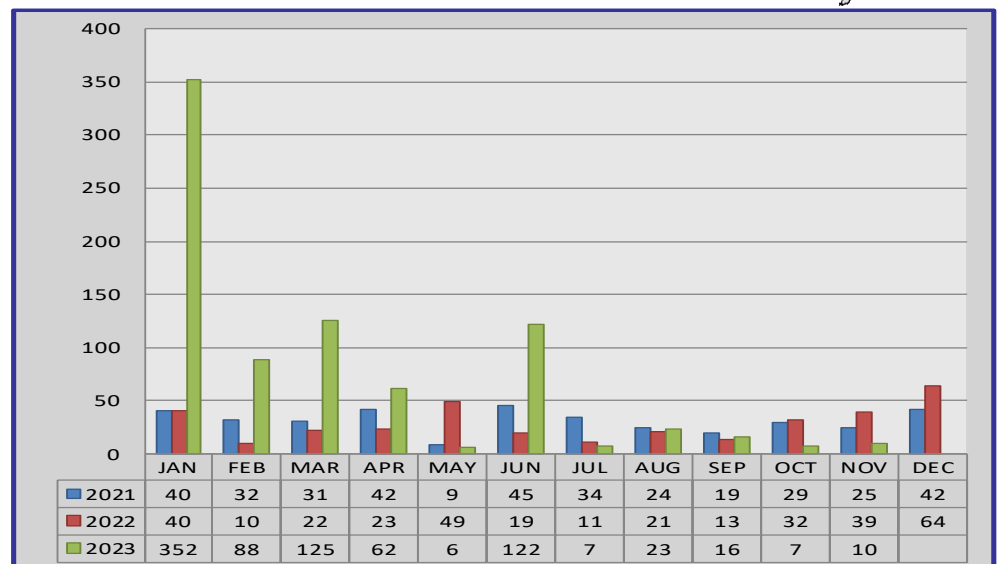


DEPARTMENT OF
PLANNING & ZONING
220 S Main Street
Bel Air MD 21014
410-638-3103

	SINGLE FAMILY	TOWNHOUSE	CONDO	APARTMENT	MOBILE HOME	TOTAL *
JAN	13	11	-	328	-	352
FEB	30	14	-	44	-	88
MAR	19	33	-	72	1	125
APR	13	25	-	24	-	62
MAY	6	-	-	-	-	6
JUN	8	46	-	68	-	122
JUL	7	-	-	-	-	7
AUG	11	12	-	-	-	23
SEP	10	5	-	-	1	16
OCT	7	-	-	-	-	7
NOV	10	-	-	-	-	10

MOST ACTIVE SUBDIVISIONS FOR NOVEMBER:

- RIDGELY'S RESERVE
4 Single Family



* All permit totals are subject to change due to permits that may become expired or cancelled.



RESIDENTIAL PERMIT ACTIVITY

DECEMBER 2023

HARFORD — COUNTY — MARYLAND



YEAR	TOTAL *
2023	837
2022	342
2021	372
2020	724
2019	638

YEAR TO DATE TOTAL

This is a summary of monthly development activity in Harford County and is for informational purposes only.

Totals do not include municipalities. Any concerns or inquiries should be directed to the Town/City government in question.

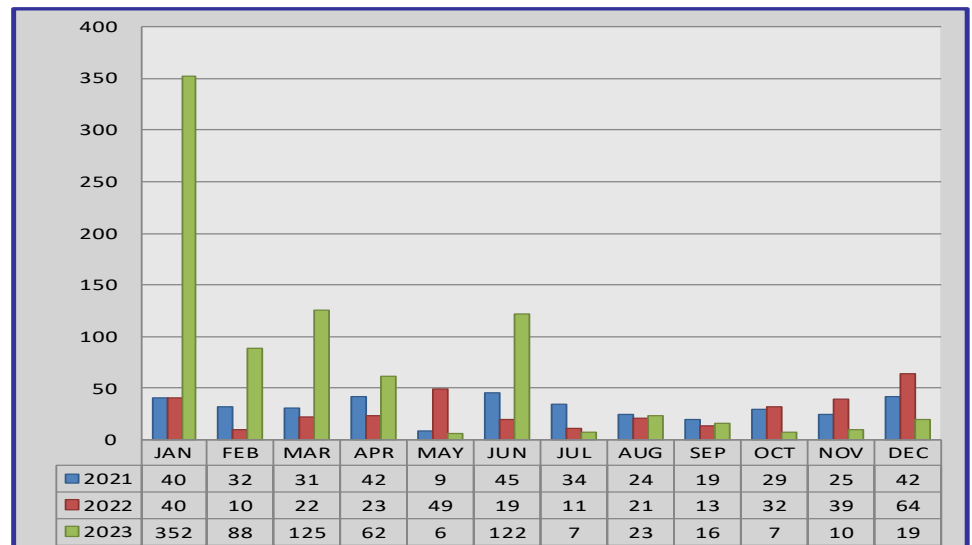
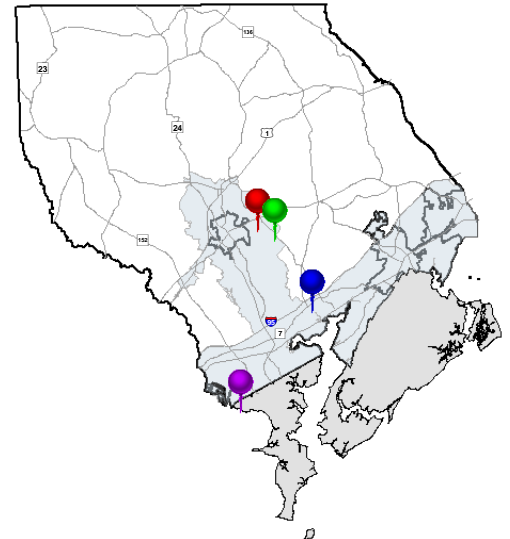


DEPARTMENT OF
PLANNING & ZONING
220 S Main Street
Bel Air MD 21014
410-638-3103

	SINGLE FAMILY	TOWNHOUSE	CONDO	APARTMENT	MOBILE HOME	TOTAL *
JAN	13	11	-	328	-	352
FEB	30	14	-	44	-	88
MAR	19	33	-	72	1	125
APR	13	25	-	24	-	62
MAY	6	-	-	-	-	6
JUN	8	46	-	68	-	122
JUL	7	-	-	-	-	7
AUG	11	12	-	-	-	23
SEP	10	5	-	-	1	16
OCT	7	-	-	-	-	7
NOV	10	-	-	-	-	10
DEC	7	12	-	-	-	19

MOST ACTIVE SUBDIVISIONS FOR DECEMBER:

- EVA MAR
1 Single Family
- JAMES RUN
6 Townhouses
- MAGNOLIA LANDING
6 Townhouses
- PEVERLY ESTATES
1 Single Family



* All permit totals are subject to change due to permits that may become expired or cancelled.