



# RESIDENTIAL PERMIT ACTIVITY

JANUARY 2020

## HARFORD COUNTY MARYLAND



YEAR	TOTAL *
2020	60
2019	641
2018	514
2017	571
2016	552

YEAR TO DATE TOTAL

This is a summary of monthly development activity in Harford County and is for informational purposes only.

Totals do not include municipalities. Any concerns or inquiries should be directed to the Town/City government in question.

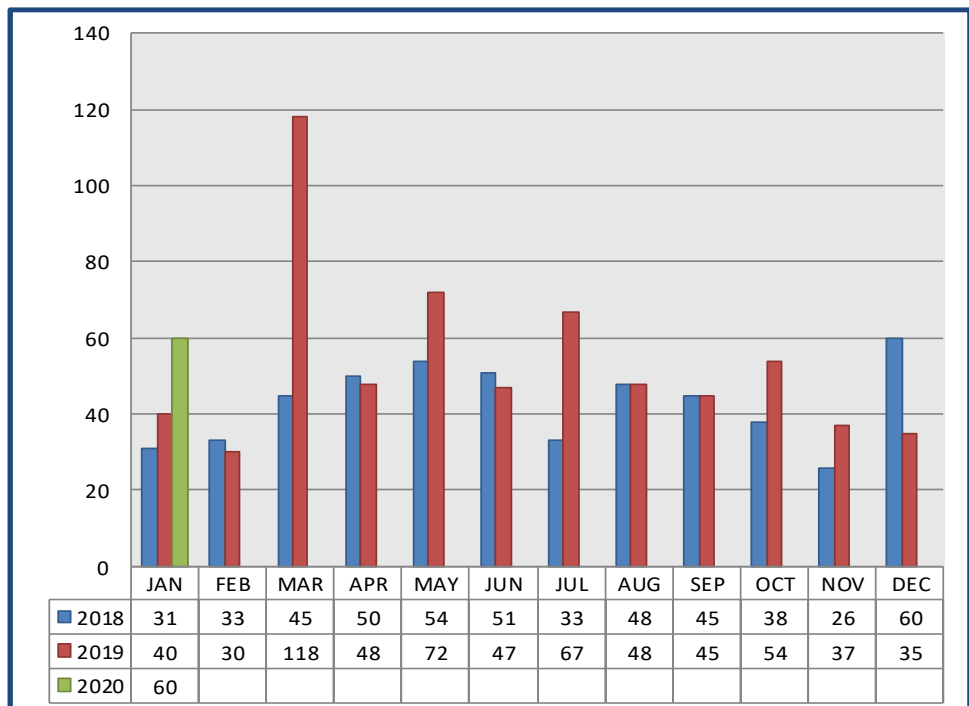
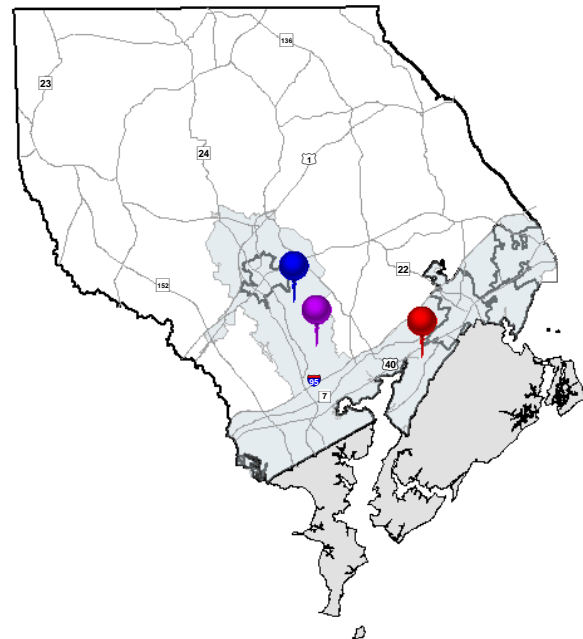


DEPARTMENT OF  
PLANNING & ZONING  
220 S Main Street  
Bel Air MD 21014  
410-638-3103

	SINGLE FAMILY	TOWNHOUSE	CONDO	APARTMENT	MOBILE HOME	TOTAL *
JAN	34	26	-	-	-	60

### MOST ACTIVE SUBDIVISIONS FOR JANUARY:

- BEECH CREEK ESTATES  
12 Single Family & 17 Townhouses
- EMERALD HILLS  
5 Townhouses
- MONARCH GLEN  
1 Single Family & 4 Townhouses



\* All permit totals are subject to change due to permits that may become expired or cancelled.



# RESIDENTIAL PERMIT ACTIVITY

FEBRUARY 2020

## HARFORD

COUNTY  
MARYLAND



YEAR	TOTAL
2020	110
2019	641
2018	514
2017	571
2016	552

YEAR TO DATE TOTAL

This is a summary of monthly development activity in Harford County and is for informational purposes only.

Totals do not include municipalities. Any concerns or inquiries should be directed to the Town/City government in question.

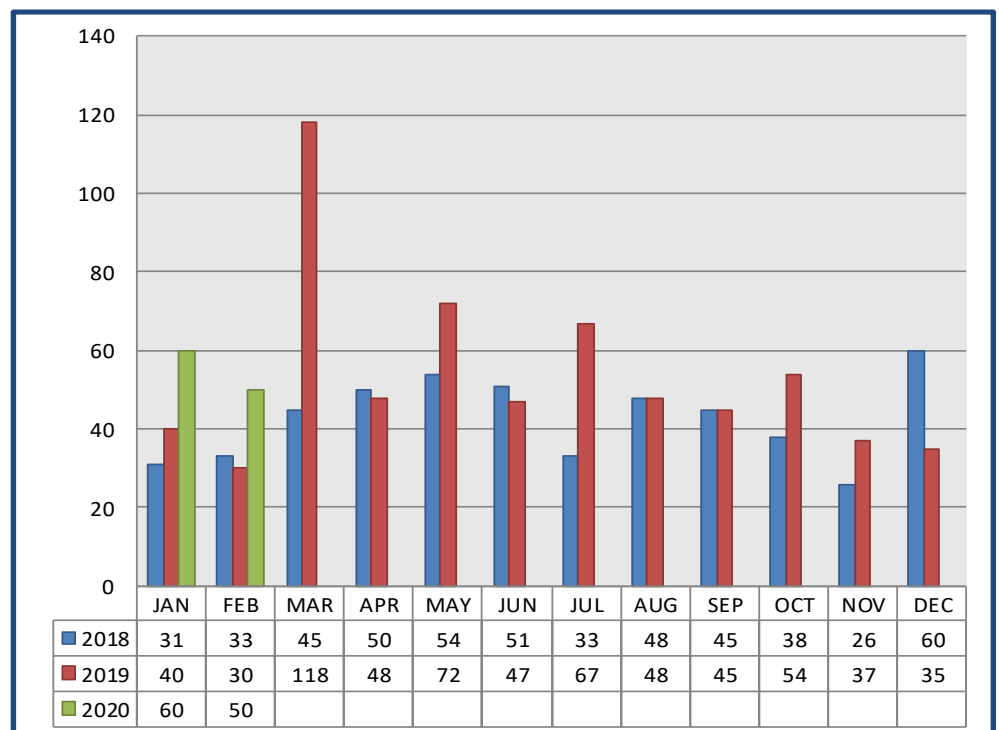
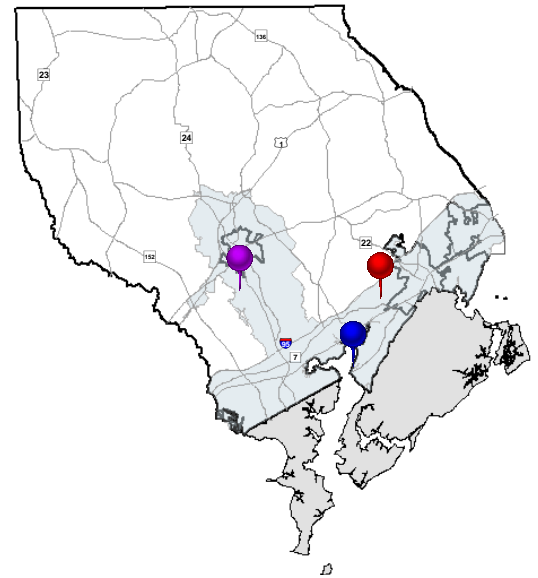


DEPARTMENT OF  
PLANNING & ZONING  
220 S Main Street  
Bel Air MD 21014  
410-638-3103

	SINGLE FAMILY	TOWNHOUSE	CONDO	APARTMENT	MOBILE HOME	TOTAL*
JAN	34	26	-	-	-	60
FEB	38	12	-	-	-	50

### MOST ACTIVE SUBDIVISIONS FOR FEBRUARY:

- BEECH CREEK ESTATES  
4 Single Family & 8 Townhouses
- GABLER'S SHORE  
7 Single Family
- MAGNESS FARMS/OVERLOOK  
8 Single Family



\* All permit totals are subject to change due to permits that may become expired or cancelled.



# RESIDENTIAL PERMIT ACTIVITY

MARCH 2020

## HARFORD COUNTY MARYLAND



YEAR	TOTAL
2020	223
2019	641
2018	514
2017	571
2016	552

YEAR TO DATE TOTAL

This is a summary of monthly development activity in Harford County and is for informational purposes only.

Totals do not include municipalities. Any concerns or inquiries should be directed to the Town/City government in question.

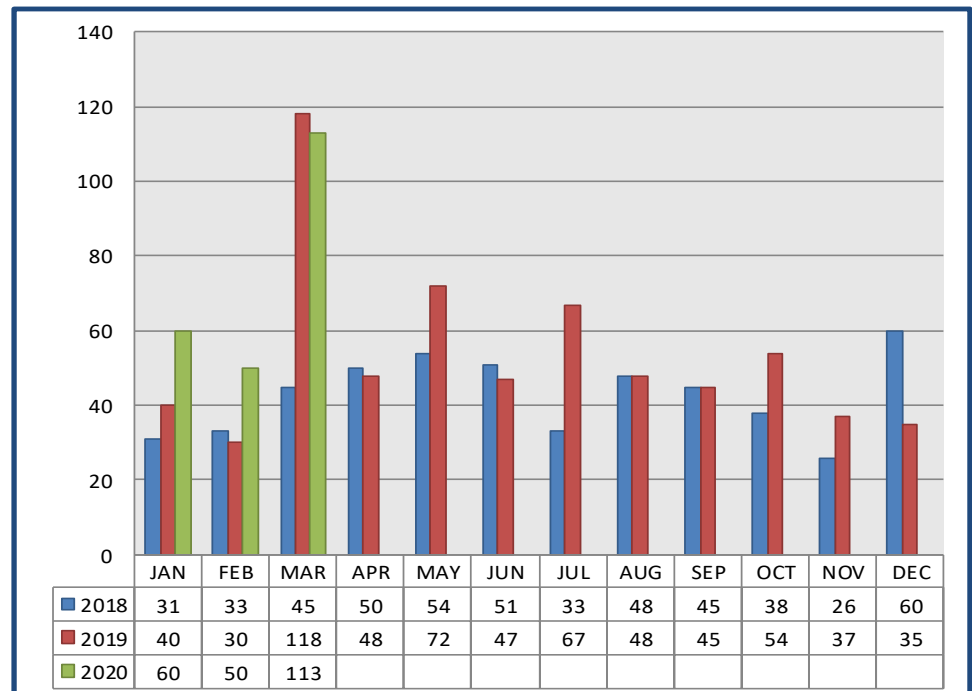
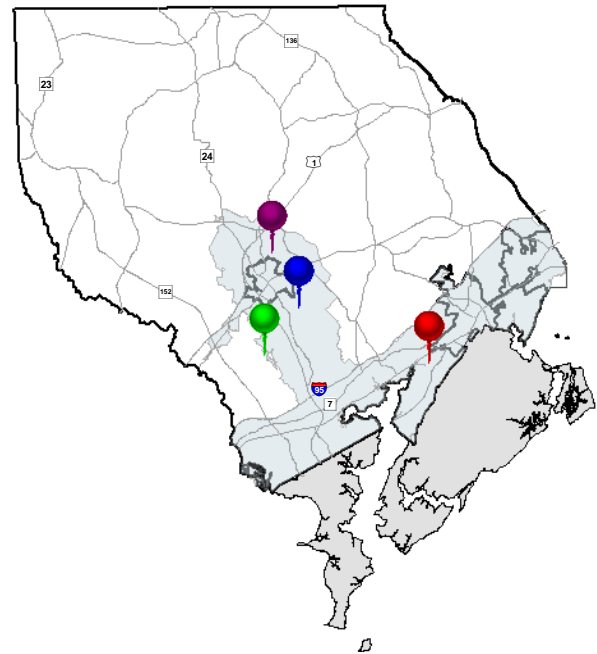


DEPARTMENT OF  
PLANNING & ZONING  
220 S Main Street  
Bel Air MD 21014  
410-638-3103

	SINGLE FAMILY	TOWNHOUSE	CONDO	APARTMENT	MOBILE HOME	TOTAL *
JAN	34	26	-	-	-	60
FEB	38	12	-	-	-	50
MAR	52	37	-	24	-	113

### MOST ACTIVE SUBDIVISIONS FOR MARCH:

- BEECH CREEK ESTATES  
22 Single Family & 29 Townhouses
- EMERALD HILLS  
8 Townhomes
- HOMES AT FOUNTAIN GREEN  
24 Apartments
- MAGNESS FARMS/OVERLOOK  
5 Single Family



\* All permit totals are subject to change due to permits that may become expired or cancelled.



# RESIDENTIAL PERMIT ACTIVITY

APRIL 2020

## HARFORD

COUNTY  
MARYLAND



YEAR	TOTAL
2020	317
2019	641
2018	513
2017	571
2016	552

YEAR TO DATE TOTAL

This is a summary of monthly development activity in Harford County and is for informational purposes only.

Totals do not include municipalities. Any concerns or inquiries should be directed to the Town/City government in question.

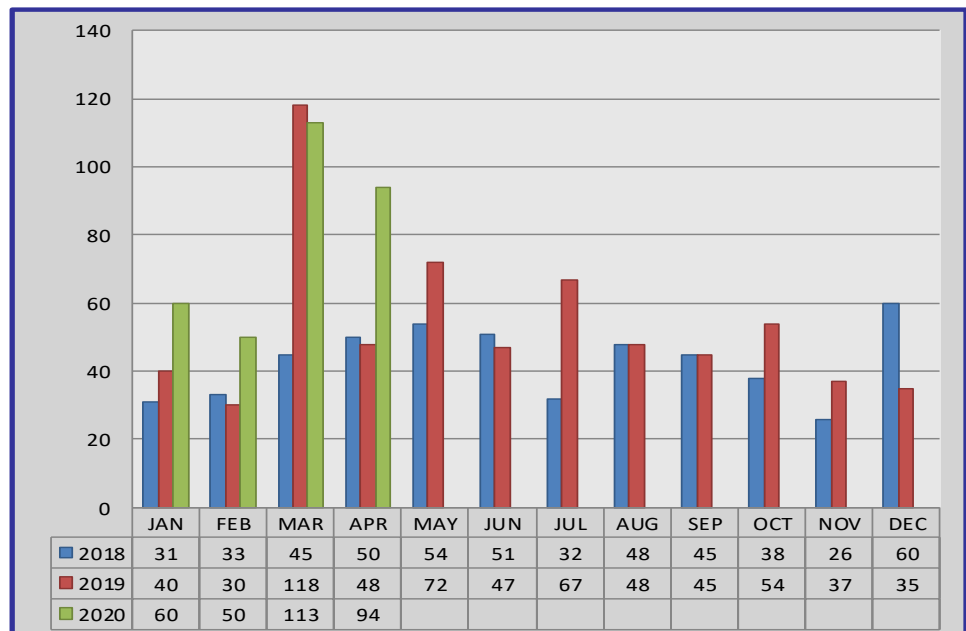
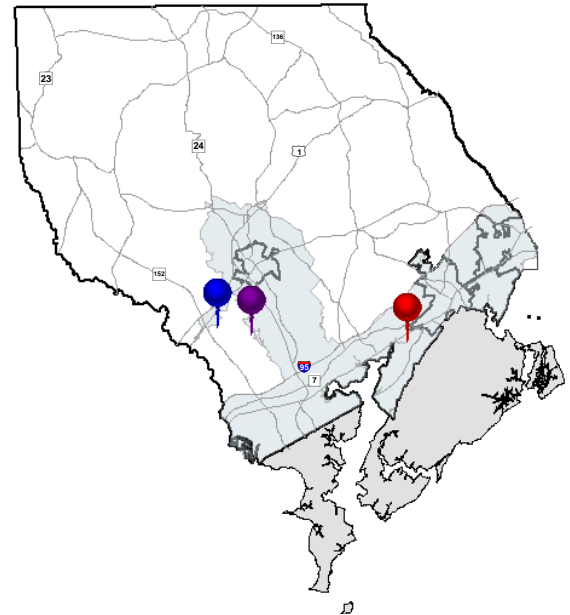


DEPARTMENT OF  
PLANNING & ZONING  
220 S Main Street  
Bel Air MD 21014  
410-638-3103

	SINGLE FAMILY	TOWNHOUSE	CONDO	APARTMENT	MOBILE HOME	TOTAL*
JAN	34	26	-	-	-	60
FEB	38	12	-	-	-	50
MAR	52	37	-	24	-	113
APR	38	-	-	56	-	94

### MOST ACTIVE SUBDIVISIONS FOR APRIL:

- BEECH CREEK ESTATES  
16 Single Family
- BENSON'S CORNER  
56 Apartments
- MAGNESS FARMS/OVERLOOK  
6 Single Family



\* All permit totals are subject to change due to permits that may become expired or cancelled.



# RESIDENTIAL PERMIT ACTIVITY

MAY 2020

## HARFORD

COUNTY  
MARYLAND



YEAR	TOTAL
2020	403
2019	641
2018	513
2017	571
2016	552

YEAR TO DATE TOTAL

This is a summary of monthly development activity in Harford County and is for informational purposes only.

Totals do not include municipalities. Any concerns or inquiries should be directed to the Town/City government in question.

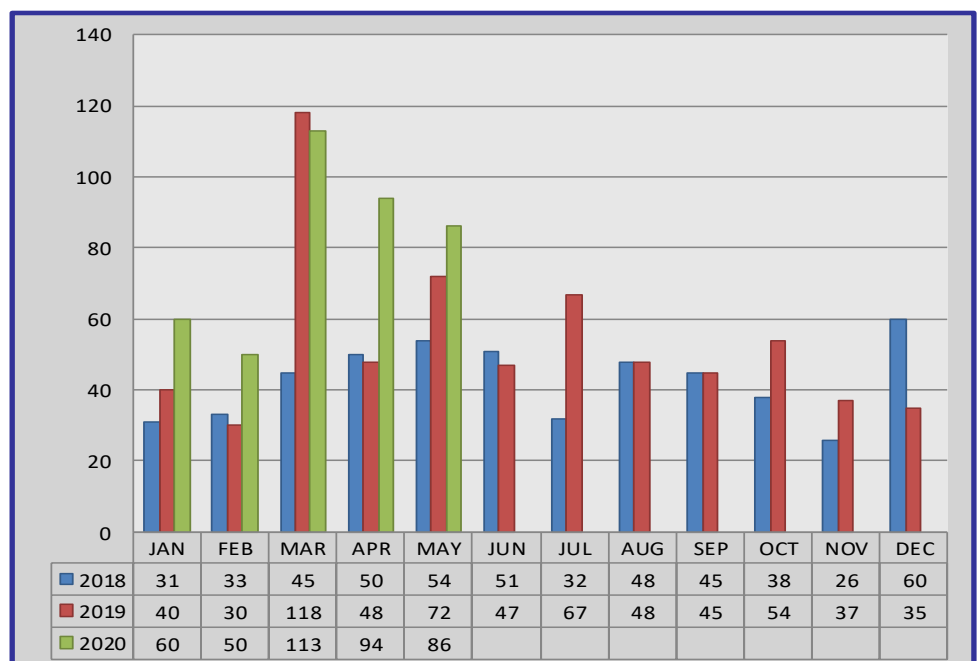
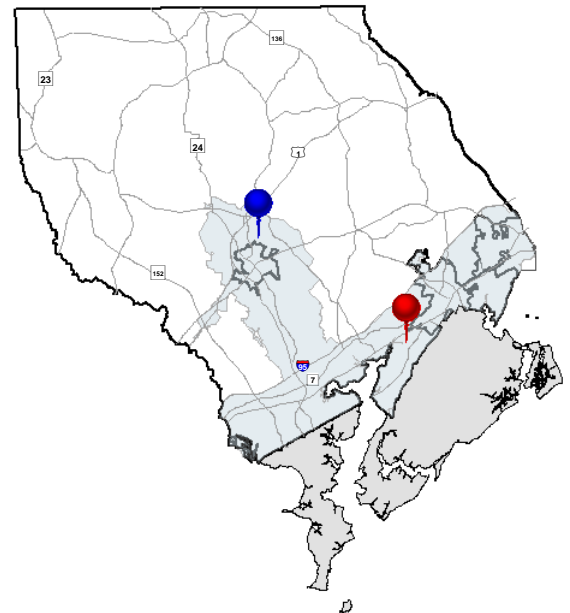


DEPARTMENT OF  
PLANNING & ZONING  
220 S Main Street  
Bel Air MD 21014  
410-638-3103

	SINGLE FAMILY	TOWNHOUSE	CONDO	APARTMENT	MOBILE HOME	TOTAL*
JAN	34	26	-	-	-	60
FEB	38	12	-	-	-	50
MAR	52	37	-	24	-	113
APR	38	-	-	56	-	94
MAY	35	3	-	48	-	86

### MOST ACTIVE SUBDIVISIONS FOR MAY:

- BEECH CREEK ESTATES  
19 Single Family & 3 Townhouses
- HOMES @ FOUNTAIN GREEN  
48 Apartments



\* All permit totals are subject to change due to permits that may become expired or cancelled.



# RESIDENTIAL PERMIT ACTIVITY

JUNE 2020

## HARFORD COUNTY MARYLAND



YEAR	TOTAL
2020	454
2019	641
2018	513
2017	571
2016	552

YEAR TO DATE TOTAL

This is a summary of monthly development activity in Harford County and is for informational purposes only.

Totals do not include municipalities. Any concerns or inquiries should be directed to the Town/City government in question.

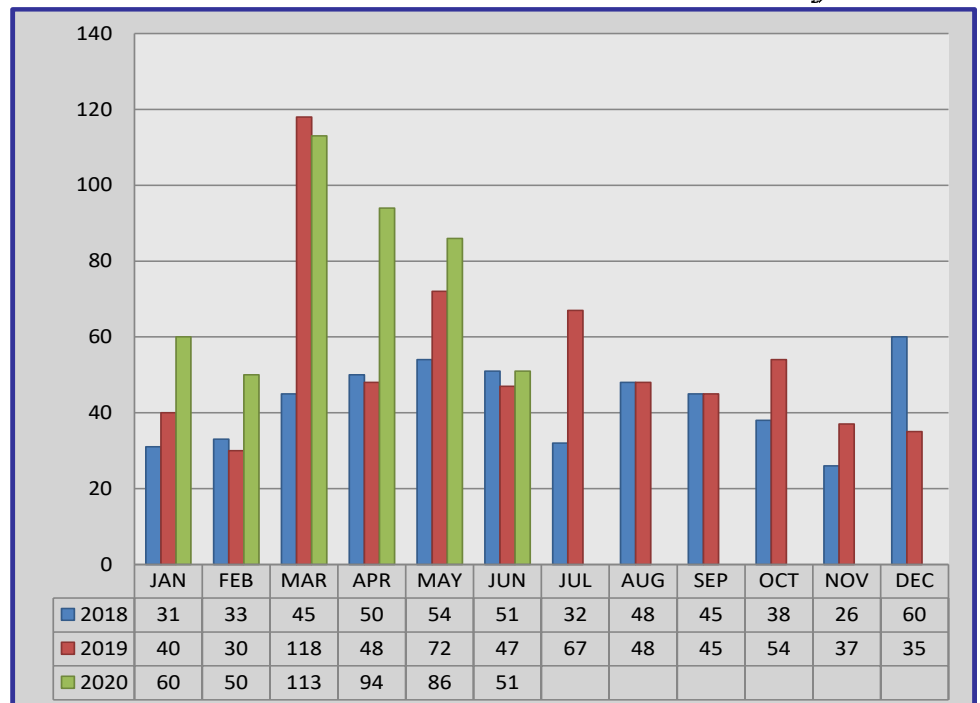
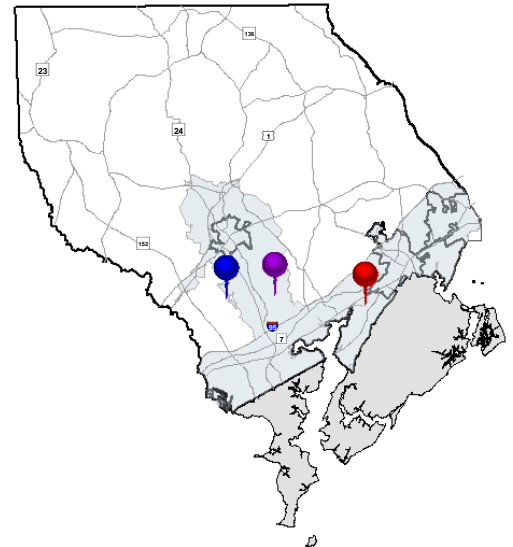


DEPARTMENT OF  
PLANNING & ZONING  
220 S Main Street  
Bel Air MD 21014  
410-638-3103

	SINGLE FAMILY	TOWNHOUSE	CONDO	APARTMENT	MOBILE HOME	TOTAL*
JAN	34	26	-	-	-	60
FEB	38	12	-	-	-	50
MAR	52	37	-	24	-	113
APR	38	-	-	56	-	94
MAY	35	3	-	48	-	86
JUN	44	7	-	-	-	51

### MOST ACTIVE SUBDIVISIONS FOR JUNE:

- BEECH CREEK ESTATES  
16 Single Family & 7 Townhouses
- MAGNESS FARMS/OVERLOOK  
5 Single Family
- MONARCH GLEN  
7 Single family



\* All permit totals are subject to change due to permits that may become expired or cancelled.





# RESIDENTIAL PERMIT ACTIVITY

JULY 2020

## HARFORD COUNTY MARYLAND



YEAR	TOTAL
2020	512
2019	641
2018	513
2017	571
2016	552

YEAR TO DATE TOTAL

This is a summary of monthly development activity in Harford County and is for informational purposes only.

Totals do not include municipalities. Any concerns or inquiries should be directed to the Town/City government in question.

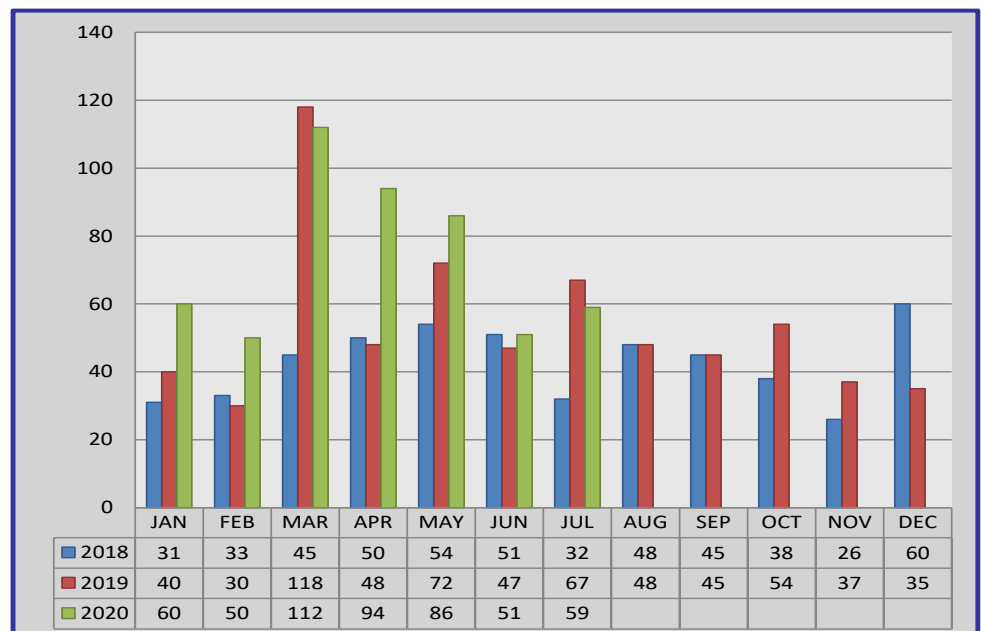
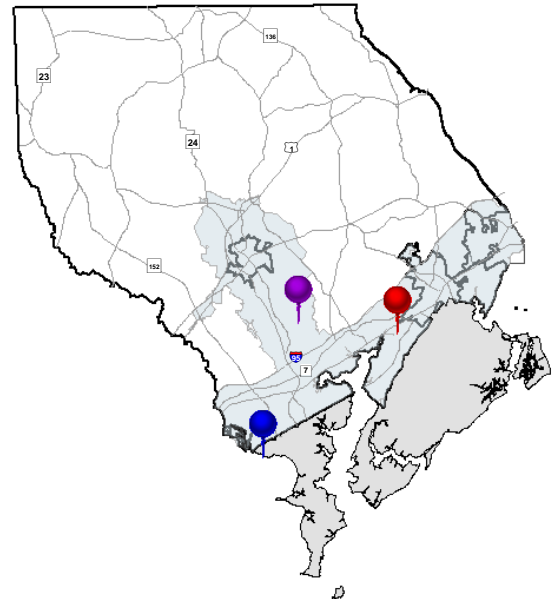


DEPARTMENT OF  
PLANNING & ZONING  
220 S Main Street  
Bel Air MD 21014  
410-638-3103

	SINGLE FAMILY	TOWNHOUSE	CONDO	APARTMENT	MOBILE HOME	TOTAL*
JAN	34	26	-	-	-	60
FEB	38	12	-	-	-	50
MAR	51	37	-	24	-	112
APR	38	-	-	56	-	94
MAY	35	3	-	48	-	86
JUN	44	7	-	-	-	51
JUL	39	20	-	-	-	59

### MOST ACTIVE SUBDIVISIONS FOR JULY:

- BEECH CREEK ESTATES  
7 Single Family & 6 Townhouses
- MAGNOLIA LANDING  
6 Townhouses
- MONARCH GLEN  
8 Single family & 8 Townhouses



\* All permit totals are subject to change due to permits that may become expired or cancelled.



# RESIDENTIAL PERMIT ACTIVITY

AUGUST 2020

## HARFORD COUNTY MARYLAND



YEAR	TOTAL
2020	558
2019	641
2018	513
2017	571
2016	552

YEAR TO DATE TOTAL

This is a summary of monthly development activity in Harford County and is for informational purposes only.

Totals do not include municipalities. Any concerns or inquiries should be directed to the Town/City government in question.

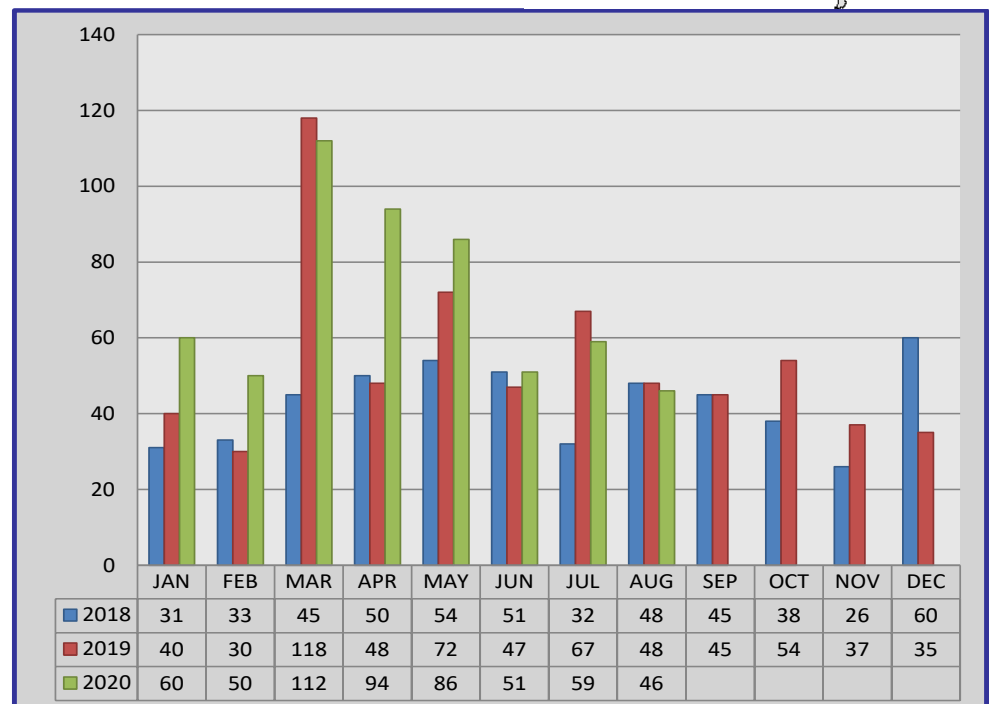
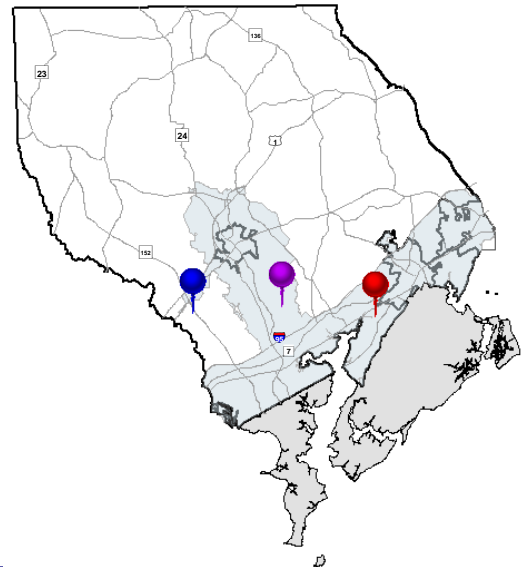


DEPARTMENT OF  
PLANNING & ZONING  
220 S Main Street  
Bel Air MD 21014  
410-638-3103

	SINGLE FAMILY	TOWNHOUSE	CONDO	APARTMENT	MOBILE HOME	TOTAL*
JAN	34	26	-	-	-	60
FEB	38	12	-	-	-	50
MAR	51	37	-	24	-	112
APR	38	-	-	56	-	94
MAY	35	3	-	48	-	86
JUN	44	7	-	-	-	51
JUL	39	20	-	-	-	59
AUG	39	7	-	-	-	46

### MOST ACTIVE SUBDIVISIONS FOR AUGUST:

- BEECH CREEK ESTATES  
8 Single Family & 7 Townhouses
- HAMILTON RESERVE  
5 Single Family
- MONARCH GLEN  
11 Single Family



\* All permit totals are subject to change due to permits that may become expired or cancelled.





# RESIDENTIAL PERMIT ACTIVITY

SEPTEMBER 2020

## HARFORD COUNTY MARYLAND



YEAR	TOTAL
2020	628
2019	641
2018	513
2017	571
2016	552

### YEAR TO DATE TOTAL

This is a summary of monthly development activity in Harford County and is for informational purposes only.

Totals do not include municipalities. Any concerns or inquiries should be directed to the Town/City government in question.

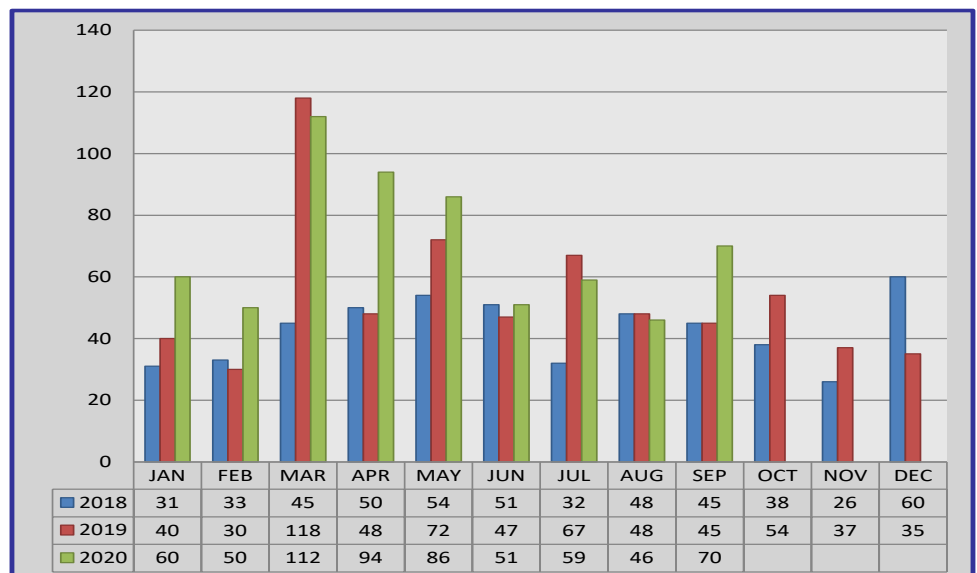
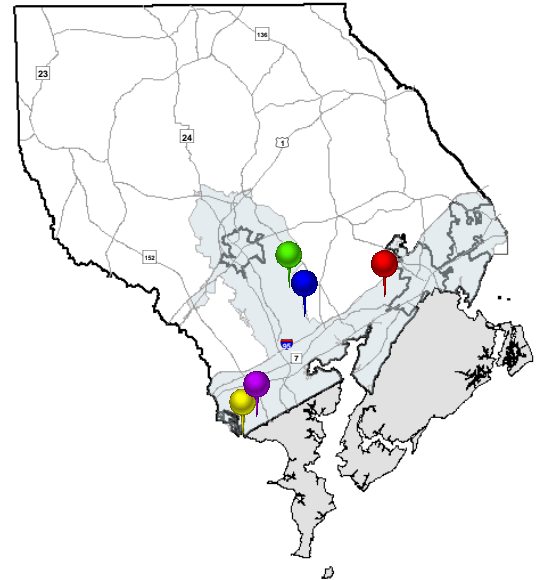


DEPARTMENT OF  
PLANNING & ZONING  
220 S Main Street  
Bel Air MD 21014  
410-638-3103

	SINGLE FAMILY	TOWNHOUSE	CONDO	APARTMENT	MOBILE HOME	TOTAL*
JAN	34	26	-	-	-	60
FEB	38	12	-	-	-	50
MAR	51	37	-	24	-	112
APR	38	-	-	56	-	94
MAY	35	3	-	48	-	86
JUN	44	7	-	-	-	51
JUL	39	20	-	-	-	59
AUG	39	7	-	-	-	46
SEP	42	27	-	-	1	70

### MOST ACTIVE SUBDIVISIONS FOR SEPTEMBER:

- BEECH CREEK ESTATES  
9 Single Family & 6 Townhouses
- LAUREL RIDGE  
11 Single Family
- MAGNOLIA LANDING  
8 Townhouses
- MONARCH GLEN  
4 Single Family & 4 Townhouses
- OLD TRAILS  
9 Townhouses



\* All permit totals are subject to change due to permits that may become expired or cancelled.



# RESIDENTIAL PERMIT ACTIVITY

OCTOBER 2020

## HARFORD COUNTY MARYLAND



YEAR	TOTAL
2020	663
2019	641
2018	513
2017	571
2016	552

YEAR TO DATE TOTAL

This is a summary of monthly development activity in Harford County and is for informational purposes only.

Totals do not include municipalities. Any concerns or inquiries should be directed to the Town/City government in question.

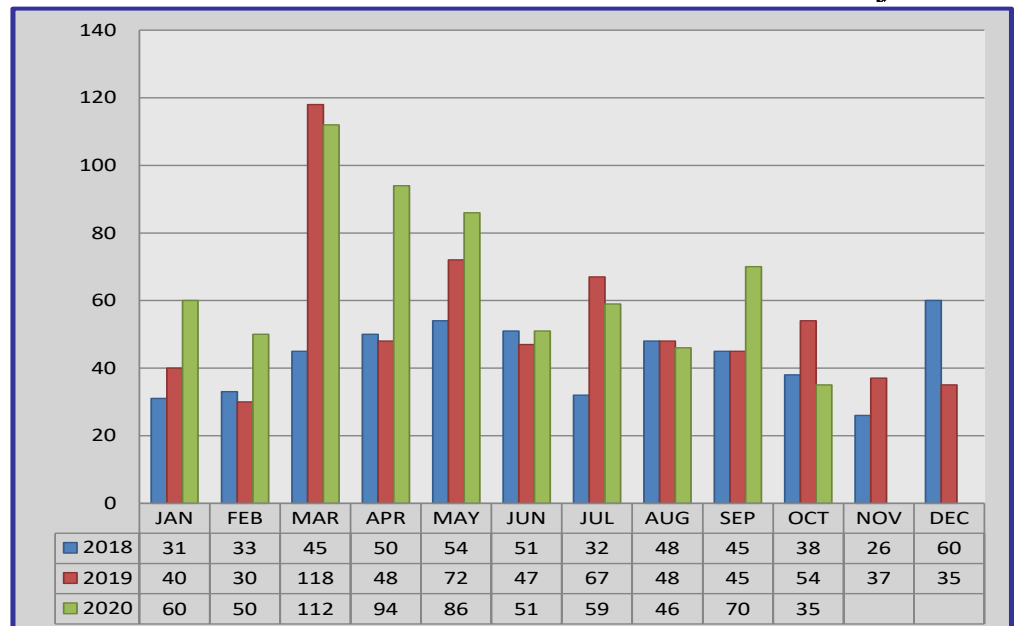
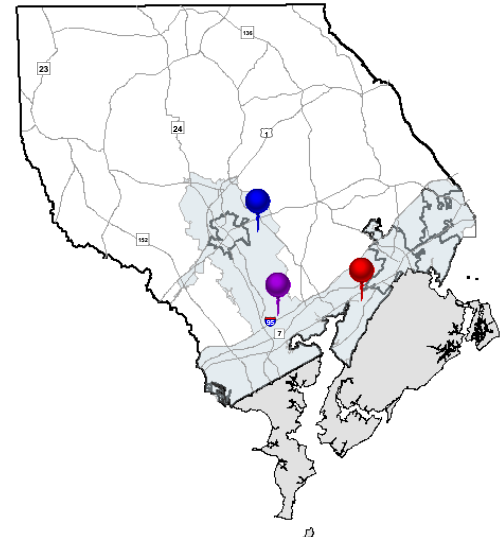


DEPARTMENT OF  
PLANNING & ZONING  
220 S Main Street  
Bel Air MD 21014  
410-638-3103

	SINGLE FAMILY	TOWNHOUSE	CONDO	APARTMENT	MOBILE HOME	TOTAL*
JAN	34	26	-	-	-	60
FEB	38	12	-	-	-	50
MAR	51	37	-	24	-	112
APR	38	-	-	56	-	94
MAY	35	3	-	48	-	86
JUN	44	7	-	-	-	51
JUL	39	20	-	-	-	59
AUG	39	7	-	-	-	46
SEP	42	27	-	-	1	70
OCT	26	8	-	-	1	35

### MOST ACTIVE SUBDIVISIONS FOR OCTOBER:

- BEECH CREEK ESTATES  
8 Single Family & 8 Townhouses
- EVA MAR  
3 Single Family
- LAUREL RIDGE  
6 Single Family



\* All permit totals are subject to change due to permits that may become expired or cancelled.



# RESIDENTIAL PERMIT ACTIVITY

NOVEMBER 2020

## HARFORD COUNTY MARYLAND



YEAR	TOTAL
2020	697
2019	641
2018	513
2017	571
2016	552

### YEAR TO DATE TOTAL

This is a summary of monthly development activity in Harford County and is for informational purposes only.

Totals do not include municipalities. Any concerns or inquiries should be directed to the Town/City government in question.

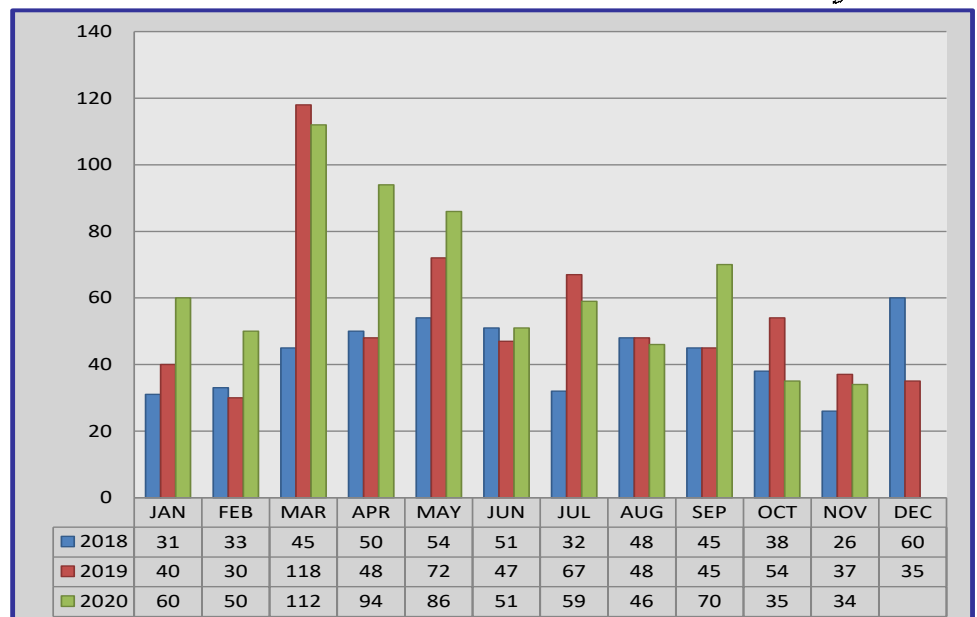
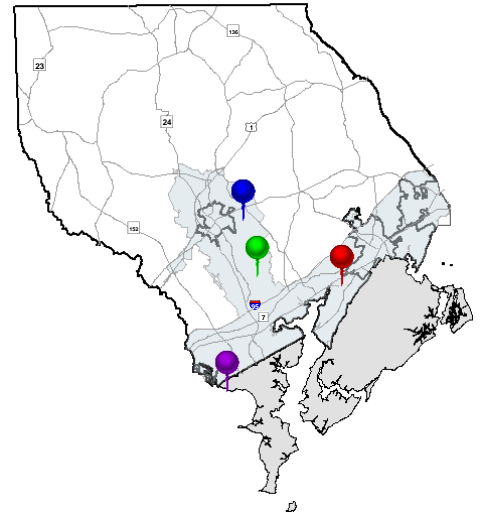


DEPARTMENT OF  
PLANNING & ZONING  
220 S Main Street  
Bel Air MD 21014  
410-638-3103

	SINGLE FAMILY	TOWNHOUSE	CONDO	APARTMENT	MOBILE HOME	TOTAL*
JAN	34	26	-	-	-	60
FEB	38	12	-	-	-	50
MAR	51	37	-	24	-	112
APR	38	-	-	56	-	94
MAY	35	3	-	48	-	86
JUN	44	7	-	-	-	51
JUL	39	20	-	-	-	59
AUG	39	7	-	-	-	46
SEP	42	27	-	-	1	70
OCT	26	8	-	-	1	35
NOV	24	10	-	-	-	34

### MOST ACTIVE SUBDIVISIONS FOR NOVEMBER:

- BEECH CREEK ESTATES  
6 Single Family
- EVA MAR  
8 Single Family
- MAGNOLIA LANDING  
6 Townhouses
- MONARCH GLEN  
8 Townhouses



\* All permit totals are subject to change due to permits that may become expired or cancelled.



# RESIDENTIAL PERMIT ACTIVITY

DECEMBER 2020

## HARFORD COUNTY MARYLAND



YEAR	TOTAL
2020	738
2019	641
2018	513
2017	571
2016	552

YEAR TO DATE TOTAL

This is a summary of monthly development activity in Harford County and is for informational purposes only.

Totals do not include municipalities. Any concerns or inquiries should be directed to the Town/City government in question.

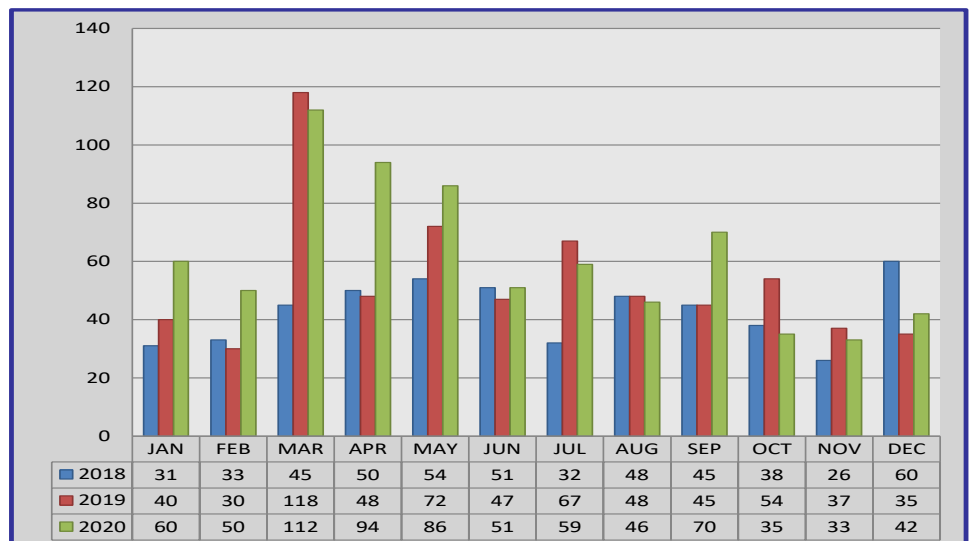
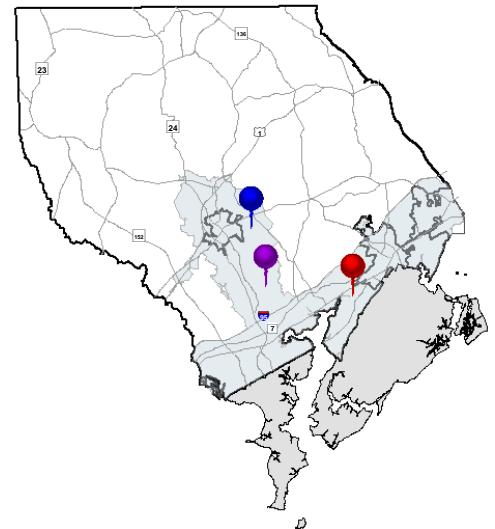


DEPARTMENT OF  
PLANNING & ZONING  
220 S Main Street  
Bel Air MD 21014  
410-638-3103

	SINGLE FAMILY	TOWNHOUSE	CONDO	APARTMENT	MOBILE HOME	TOTAL*
JAN	34	26	-	-	-	60
FEB	38	12	-	-	-	50
MAR	51	37	-	24	-	112
APR	38	-	-	56	-	94
MAY	35	3	-	48	-	86
JUN	44	7	-	-	-	51
JUL	39	20	-	-	-	59
AUG	39	7	-	-	-	46
SEP	42	27	-	-	1	70
OCT	26	8	-	-	1	35
NOV	23	10	-	-	-	33
DEC	38	4	-	-	-	42

### MOST ACTIVE SUBDIVISIONS FOR DECEMBER:

- BEECH CREEK ESTATES  
15 Single Family
- EVA MAR  
3 Single Family
- MONARCH GLEN  
5 Single Family & 4 Townhouses



\* All permit totals are subject to change due to permits that may become expired or cancelled.