



HARFORD COUNTY

EMERGENCY

Preparedness Guide



Bob Cassilly
County Executive



Rick Ayers
Emergency Services Director



ROBERT G. CASSILLY Harford County Executive

As your county executive, my first priority is public safety. I am proud of Harford County's dedicated emergency services professionals who work every day to keep us safe. They answer 9-1-1 calls, dispatch first responders, give lifesaving care, mitigate hazards, perform rescue operations, and prepare the county's response to all kinds of dangers. In an emergency, our job is to be ready to help you. One of the most important actions you can take to keep yourself and your family safe is to become familiar with best practices before disaster strikes. This emergency preparedness guide is designed to do just that.

Please keep a copy of it handy and refer to it often. Our best partner in public safety is an informed citizen. Thank you for taking the time to prepare and stay safe.

Very truly yours,

A handwritten signature in blue ink, appearing to be "R. Cassilly".



RICHARD A. AYERS Emergency Services Director

Preparation and planning go hand in hand when looking at ways to prevent or lessen the effects of disasters. Whether it be summer storms with flooding rains, high winds, extreme temperatures, or winter storms with cold temperatures, heavy snow, ice, and slick roadways, having a plan and will help you to be ready for any emergency. Share this booklet with family and friends, and offer assistance to develop support networks.

Be prepared and ready before the storm!

Sincerely,

A handwritten signature in blue ink, appearing to be "R. Ayers".




TABLE OF CONTENTS

Page 4. Weather Hazards

Page 14. Planning Ahead

Page 18. Surviving the Storm

Page 22. Peach Bottom Planning



HURRICANES

August and September represent the height of hurricane season for Harford County. It's the time of year when tropical storms and the occasional hurricane can travel up the Atlantic Coast and impact the Mid-Atlantic. Depending on the category and other weather factors, a hurricane can bring along many hazards identified in this guide. The higher the category, the worse the impacts can be from a storm. Damaging winds and heavy rain can lead to a myriad of potential problems across the county.



If you reside on a coastline in Harford County, you must:

- Strictly follow local building codes
 - Evacuate when ordered
- Have a go-kit ready for your family and your pets

HIGH WINDS

Category	Winds	Summary
1	74-95 mph	Very dangerous winds will produce some damage
2	96-110 mph	Extremely dangerous winds will cause extensive damage
3	111-129 mph	Devastating damage will occur
4	130-156 mph	Catastrophic damage will occur
5	157 + mph	Catastrophic damage will occur

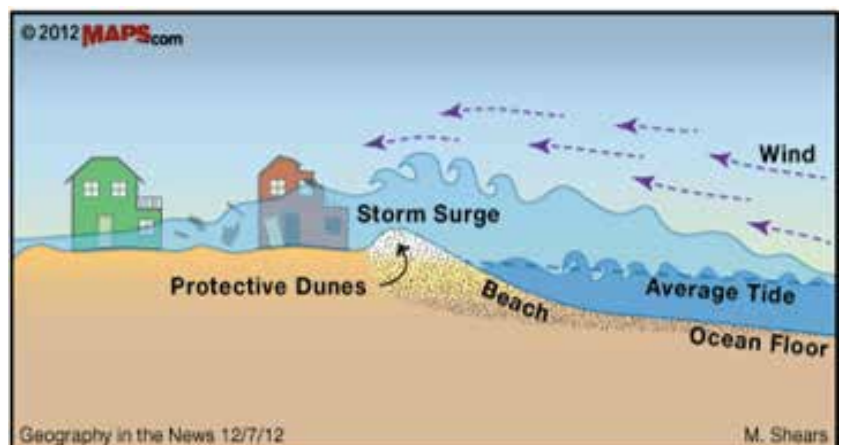
Watch out for:

- Flying debris - signs, roofing material, small items left outside
- Extensive damage to trees
- Widespread power outages
- Damage to underground utilities (due to uprooted trees)
- Structural damage

**HIDE FROM THE WIND,
RUN FROM THE WATER.**

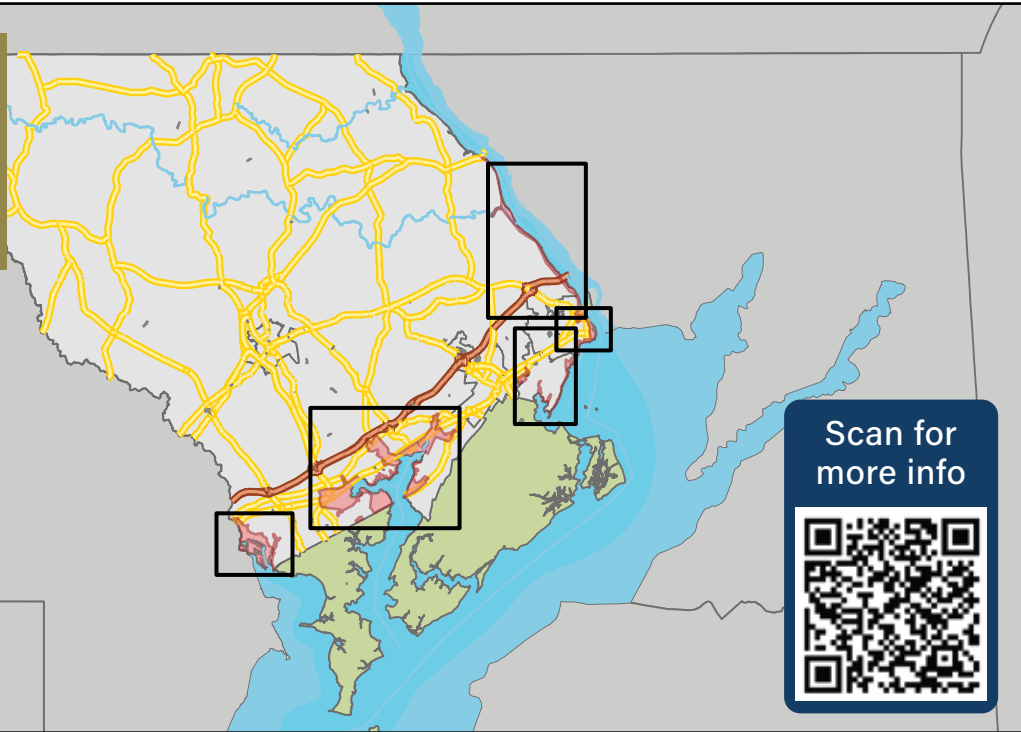
STORM SURGE

A storm surge is caused by a dome of water pushed ashore by powerful tropical cyclone winds and can wash out buildings, trees, marinas, boats, roads and bridges. It is often the greatest threat to life and property from a tropical storm or hurricane.

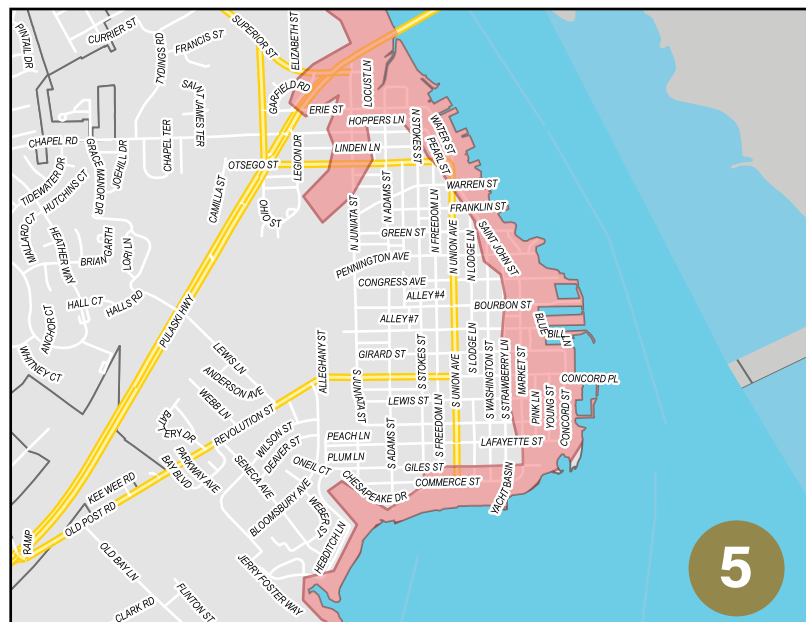
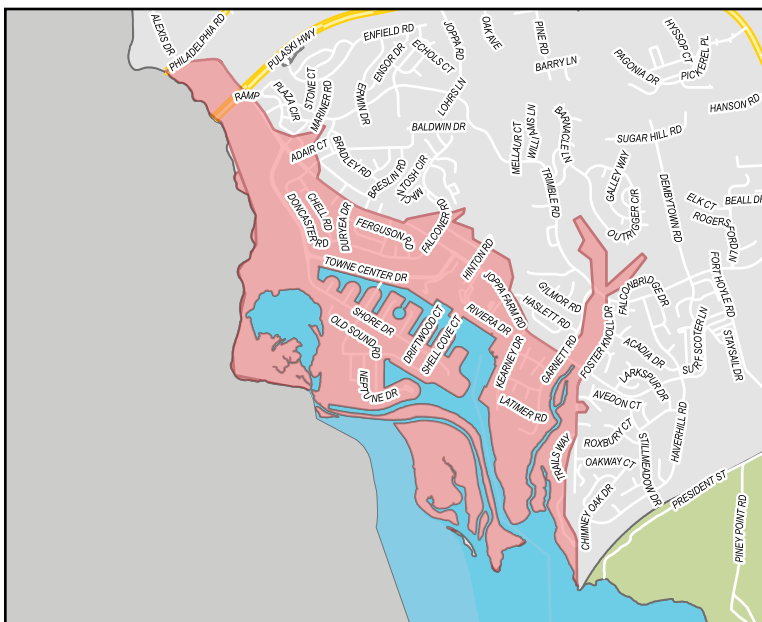
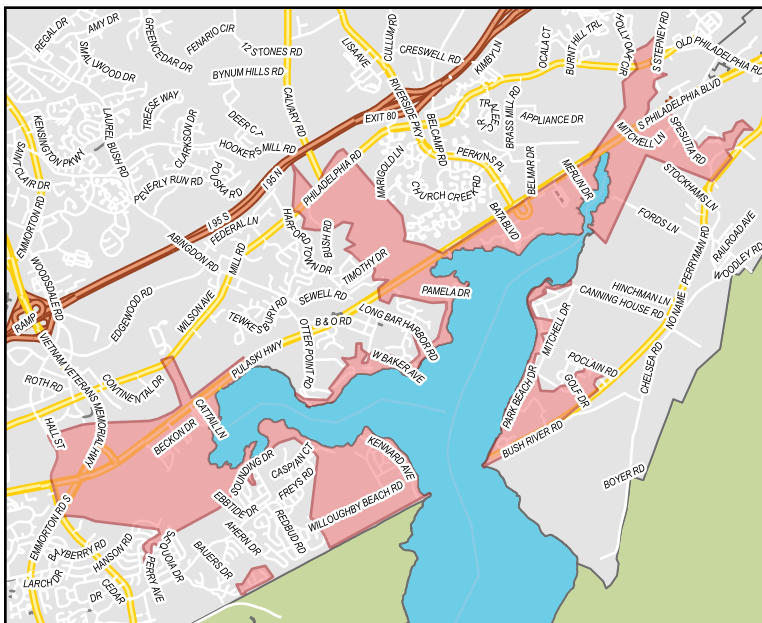


HURRICANE EVACUATION ZONES

Hurricane evacuation zones are established where storm surge waters can rise quickly, creating life-and-death situations from extreme tidal flooding. If you reside within one of these areas highlighted, make sure to monitor the weather, listen to emergency instructions, and if you're told to evacuate, do so as quickly as possible.



Scan for more info



THUNDERSTORMS

A thunderstorm affects a relatively small area compared to a hurricane or a winter storm. A typical thunderstorm lasts an average of 30 minutes. Despite their size, ALL thunderstorms are dangerous! Of the estimated 100,000 thunderstorms each year in the United States, about 10 percent are classified as severe.

Thunderstorms can feature damaging winds, lightning, hail, flooding, and an occasional tornado. Hail and lightning are explained in this section, while tornadoes and flooding, which can also be caused by a tropical storm or hurricane, are described later in this guide.

HAIL

What do you need to know?

- Strong updrafts within a thunderstorm carry water droplets to a height where they freeze. Ice particles grow, becoming too heavy to be supported by the updraft, and fall to the ground as hail.
- Hail is larger than sleet; it can be larger than a softball (5 inches in diameter).
- Large hailstones can fall at speeds faster than 100 mph!
- Hail causes more than one billion dollars in crop and property damage each year in the United States.
- Harford County has a long history of hail-producing thunderstorms.



Source: NWS Preparedness Guide

THUNDERSTORMS

>>> LIGHTNING

What you need to know:

- There is **NO** safe place **OUTDOORS** when a thunderstorm is nearby. Almost all fatalities related to lightning have occurred during outdoor activities such as swimming, camping, fishing, golfing, etc.
- The energy from one lightning flash could light a 100-watt light bulb for more than three months.
- Rubber-soled shoes and rubber tires provide **NO** protection from lightning. The steel frame of a hard-topped vehicle provides increased protection if you are not touching metal.
- Lightning-strike victims carry no electrical charge and should be helped immediately. Call 9-1-1 and begin CPR immediately if the person has stopped breathing.

How can you avoid the lightning threat?

- **Have a lightning safety plan.** Know where you'll go for safety and how much time it will take to get there. If on a boat, pay attention to an approaching storm and take action!
- **Postpone outdoor activities.** Before going outdoors, check the forecast and postpone activities to avoid being caught in a dangerous situation.
- **Get to a safe place.** If you hear thunder, even a distant rumble, immediately move to a safe place. Fully enclosed buildings with wiring and plumbing provide the best protection. Sheds, picnic shelters, tents, or covered porches do not protect you from lightning. If a sturdy building is not nearby, get into a hard-topped vehicle and close all the windows.
- **If you hear thunder, don't use a corded phone.** Cordless phones, cell phones, and other wireless handheld devices are safe to use.
- **Keep away from electrical equipment, wiring, and water pipes.** Sensitive electronics should be unplugged well in advance of thunderstorms. Don't take a bath, shower, or use other plumbing during a thunderstorm.



WHEN THUNDER ROARS, GO INDOORS!

EXTREME COLD, SNOW, ICE, SLEET & FREEZING RAIN

Dozens of Americans die each year from exposure to cold. Even more die from other winter-related incidents, such as motor vehicle accidents and fires caused by dangerous heaters. Heavy accumulations of ice can bring down trees and topple utility poles and communications towers, disrupting service for days. Coatings of ice can be extremely dangerous to drivers and pedestrians, especially on bridges and overpasses that freeze before other surfaces. Harford County often experiences extreme winters accompanied by widespread power outages, so it's important to be prepared to avoid potential hazards.

WINTER WEATHER

SAFETY TIPS

- Dress warm with layers of loose-fitting lightweight clothing and stay dry. Wear mittens, hats, scarves, and water-repellent coats.
- Cover your mouth to protect your lungs from extremely cold air.
- Keep dry. Change wet clothing frequently to prevent loss of body heat.
- Avoid overexertion. Cold weather puts added strain on the heart.
- Unaccustomed exercise such as shoveling snow can bring on a heart attack or worsen a preexisting medical condition.
- Maintain ventilation when using kerosene heaters to avoid build-up of toxic fumes. Refuel kerosene heaters outside and keep them at least three feet from flammable objects.
- Do NOT run a generator inside your house or in the garage. Make sure the generator is in a well-ventilated area outside your home.
- When it snows six inches or more, use the Harford County Snow Plow Tracker App to view road conditions and when it is safe to travel.





FROSTBITE: Occurs when the skin and body tissue just beneath it freeze. Signs include loss of feeling and white or pale appearance in extremities, such as fingers, toes, earlobes, face, and the tip of the nose.

WHAT TO DO? 1. Cover exposed skin, but do not rub the affected area in an attempt to warm it up. 2. Seek medical help immediately.

HYPOTHERMIA: A dangerously low body temperature. Signs include uncontrollable shivering, memory loss, disorientation, incoherence, slurred speech, drowsiness, and apparent exhaustion.

WHAT TO DO? 1. Seek medical attention immediately, if necessary. 2. Get the victim to a warm location. 3. Remove wet clothing. 4. Warm the center of the body by wrapping the person in blankets or putting on dry clothing. 5. Give warm, non-alcoholic beverages if the victim is conscious.

EXTREME HEAT

Extreme heat is a weather condition with excessive heat and/or humidity that is defined as a day or series of days when: the heat index is forecasted to be approximately 105 degrees or higher, **OR** the National Weather Service has issued a "Heat Advisory," **OR** weather/environmental conditions are enough to cause heat-related illnesses.

Anyone can be a victim of heat-related illness, however, high-risk groups such as children under five, young athletes, seniors, and people with chronic illnesses or functional needs are more vulnerable and should take extra precautions.

HOW TO PREVENT HEAT-RELATED ILLNESS

- **Wear lightweight, light-colored clothing;** use a hat or umbrella and apply sunscreen frequently.
- **Drink plenty of water;** sugary drinks like soda or juice are not as good at cooling your body.
- **Avoid drinks with alcohol or caffeine** to avoid dehydration.
- **Avoid using salt tablets** unless instructed by your doctor.
- **Slow down and avoid heavy activity;** complete necessary activities in the coolest part of the day.
- **Take breaks if you're active;** rest in a cool place.
- **Stay indoors as much as possible;** use air conditioning.

HEAT EXHAUSTION:

A condition characterized by faintness, rapid pulse, nausea, profuse sweating, cool skin and collapse, caused by prolonged exposure to heat accompanied by loss of adequate fluid and salt from the body.

WHAT TO DO?

Seek medical attention, if necessary. Get the victim to a cool place and have them rest in a comfortable position. Remove or loosen tight clothing and apply cool, wet cloths such as sheets or towels. If the person is conscious, give them cool water to drink, and make sure they drink slowly. Give half a glass of water every 15 minutes and watch carefully for any changes to their condition, including signs of heat stroke.

HEAT STROKE:

A severe condition caused by impairment of the body's temperature-regulating abilities, resulting from prolonged exposure to excessive heat; characterized by lack of sweating, high fever, severe headache, hot dry skin, and, in serious cases, collapse and coma.

WHAT TO DO?

Heat stroke is a life threatening situation. Help is needed FAST! Call 9-1-1. Until help arrives, move the victim to a cooler place. Quickly cool them by putting them in a cool bath or wrapping wet sheets around their body and fanning them. Watch for signs of breathing problems, and keep them lying down. If the victim refuses water, is vomiting, or has fainted, do not give them anything to eat or drink.




Flooding Facts:

- Flash floods and floods are the number one cause of deaths associated with thunderstorms, with more than 90 fatalities each year.
- More than half of all flood-related drownings occur when someone drives a vehicle into hazardous flood water.
- Many flash flood fatalities occur at night.
- Two feet of rushing water can carry away most vehicles, including SUVs and pickup trucks.



**"TURN AROUND,
DON'T DROWN."**



FLOODING

A **FLOOD** is the inundation of a normally dry area caused by abnormal high water flow. Flooding develops more gradually than flash flooding, over more than six hours.

A **FLASH FLOOD** occurs within a few hours (usually less than six hours) of heavy or excessive rainfall, a dam or levee failure, or the sudden release of water impounded by an ice jam.



FLASH FLOOD SAFETY RULES

- Avoid driving, walking, or swimming in flood waters.
- Stay away from high water, storm drains, ditches, ravines, or culverts. Moving water only six inches deep can knock you off your feet. Move to higher ground.
- Do not let children play near storm drains.
- Do not drive through standing water on a flooded roadway.

TORNADOES

In an average year, 1,200 tornadoes cause 60 to 65 fatalities and 1,500 injuries nationwide. Approximately 10 tornadoes have been recorded in Harford County in the past 10 years. Warm, humid, and windy weather is ideal for tornadoes; they can occur in thunderstorms or in a tropical storm/hurricane. Tornadoes often come with very little warning and it is crucial to identify the signs of imminent tornadic conditions.

Watch for danger signs:

- Dark, often greenish clouds - a phenomenon caused by hail
- Wall cloud - an isolated lowering of the base of a thunderstorm
- Funnel cloud - a visible rotating extension of the cloud base
- Roaring noise
- Cloud of debris
- Large hail



	Damage: Incredible EF5 Windspeeds: Greater than 322km/h (200mph)
	Damage: Devastating EF4 Windspeeds: 267-322km/h (166-200mph)
	Damage: Severe EF3 Windspeeds: 218-266km/h (136-165mph)
	Damage: Considerable EF2 Windspeeds: 178-217km/h (111-135mph)
	Damage: Moderate EF1 Windspeeds: 138-177km/h (86-110 mph)
	Damage: Light EF0 Windspeeds: 105-137km/h (65-85mph)

TORNADO SAFETY TIPS

If at home:

- Move or secure lawn furniture, trash cans, hanging plants or anything else that can be picked up by the wind and become a projectile.
- Go to the basement, away from windows.
- If there is no basement, go to lowest level possible, preferably a bathroom without windows, lay down in tub.

If in a vehicle:

- Immediately seek shelter in a sturdy building if you have the time
- OR, stay in the car with the seat belt on; put your head down below the windows and cover it with your hands and a blanket if possible.

KNOW THE TERMS

Prior to or during a severe weather event, the National Weather Service (NWS) may put out a message to inform the public of possible hazardous conditions or weather. Take the time to familiarize yourself with the following terms so you know the difference in the messages.

WATCH

Hazardous weather is **possible**, but **not yet occurring**.

ADVISORY

Hazardous weather or a hydrologic event is **occurring, imminent or likely**, but is **less serious than a warning**. Events that trigger advisories may cause a significant inconvenience and if caution is not exercised, could lead to situations that may threaten life or property.

WARNING

Hazardous weather or a hydrologic event is **occurring, imminent or likely**. A warning means weather conditions **pose a threat to life or property**. People are advised to take immediate action.

OTHER HAZARDS

In addition to the hazards listed in the guide so far, Harford County is vulnerable to other natural and man-made disasters including earthquakes, brush fires and drought. Emergency Services works with partners to plan for each of these hazards. Do your part by taking the first step toward preparation. Find information on brush and wildfires at www.ready.gov/wildfires and drought at www.ready.gov/drought.

EARTHQUAKES:



"DROP, COVER AND HOLD ON"

Earthquakes did not appear on the hazard list for Maryland until 2011 when the Virginia earthquake rattled Washington D.C., and Maryland, including Harford County. Make sure you and your family are aware of basic earthquake safety tips. Find more information at www.ready.gov/earthquakes.

FLOOD INSURANCE

PROTECT YOUR PROPERTY BEFORE THE STORM:

Dangerous or damaging floods don't always mean dramatic, rushing waters through the streets of your hometown. County officials encourage homeowners to get flood insurance because the rates are reasonable. Flood insurance will cover most losses from any type of damage caused by water entering a house from the outside, whether from heavy rains or river or coastal flooding; regular homeowner insurance or renter's insurance will not. If you decide you need flood insurance, apply immediately because it takes 30 days for a policy to take effect. Both homeowners and renters are eligible for flood insurance. For more information, contact the Harford County Department of Emergency Services at 410-638-4900 or the Harford County Department of Planning and Zoning at 410-638-3103. You can also check www.floodsmart.gov for flood insurance resources.

SMALL BUSINESS OWNERS


Proper planning for small business continuity can make all the difference when it comes to surviving a hurricane.

CREATE A "GO KIT" FOR CRITICAL RECORDS

A "Go Kit" is a plastic, waterproof container used to hold and carry important documents and helpful forms. Some of those documents/forms might include:

- A list of all employees, key customers, and clients along with their phone numbers.
- Insurance policies and agent contact information.
- Backup files of server(s) or electronic data.
- Equipment, computer software and hardware and furniture inventories.
- A list of emergency vendors, like plumbers and contractors, who can help once the storm passes.
- Copies of essential business policies, plans and agreements.
- Photographs of the business, inside and out.

ALL RESIDENTS: If told to evacuate to a shelter, remember that you'll need to be prepared and take a few things with you. Refer to the next page for important items to include in your "Go Kit."



NOAA weather radios can save lives by providing up-to-the-minute, 24-hour broadcasts of local weather information and warnings of severe weather specific to each of its broadcast locations. The Specific Area Message Encoding (S.A.M.E.) code for Harford County is 024025.

Radios may be purchased at home goods and electronics stores throughout the county.

STAYING HOME?



SURVIVAL KIT

- One-week supply of food that requires no cooking/non-perishable food items
- One gallon of water per person per day for up to seven days for drinking and sanitation (include water for pets too)
- Clean storage containers for water
- First aid kit
- Manual can opener
- Portable radio, flashlights, lanterns
- Extra batteries
- Infant, child and/or pet necessities (wipes, diapers, bottles, pet food, etc.)
- Cooler and ice
- Home repair materials (lumber, tarps, buckets, plastic sheeting)
- Portable toilet (5-gallon bucket, heavy trash bags, chlorine bleach)

DOCUMENT CHECKLIST

- Driver's license or ID card
- Important numbers and emergency contacts
- Credit cards and list of creditors
- Medical records and blood type
- Prescription information (list of medications, dosage, prescription numbers, etc.)
- Doctor's contact information
- Cash and bank account numbers
- List of savings and investments, including CDs, stocks, bonds and mutual funds
- Household inventory: paper copy, photos, video or electronic storage
- List of insurance policies with name of company, type of policy and policy number
- Copy of wills and trust documents
- Titles for your house, car and other property
- Birth, marriage, divorce, death and adoption certificates, and passports

EVACUATING?



GO KIT

- Non-perishable foods, especially if diet is restricted
- Several gallons of drinking liquids
- Bedding for a small space
- Medications and eyeglasses
- Change of clothes
- Personal hygiene items
- Any infant or child necessities (wipes, diapers, bottles, etc.)
- Important papers with valid ID
- Flashlight & portable radio with extra batteries
- Quiet games, toys or reading material
- Cash



DON'T FORGET YOUR PETS

- Proper identification & current photo
- Immunization records
- County license for dogs
- Carrier or portable kennel
- Muzzle, collar, leash
- Medications
- Food and water (two-week supply) with bowls, manual can opener
- Cat litter, pan and scoop
- Plastic bags for waste
- Grooming items
- Personal item with your scent and a toy

RESIDENTS WITH FUNCTIONAL NEEDS



Planning Suggestions from the Maryland Department of Disabilities:

- Identify all the dangers in your home and any medical equipment that requires power.
- Determine basic survival needs in case of emergency for you and your household.
- Post emergency phone numbers in an accessible place, along with family, friends and/or neighbors' contact information.
- Plan & practice how to evacuate your home in an emergency.
- Determine a place where you will meet with your contacts after an emergency or evacuation.
- Keep your personal records in a waterproof container with emergency supplies, so you can take it if you must evacuate.
- Create and carry a personal emergency information card for emergency personnel/first responders.
- For more information visit www.mdod.maryland.gov or call 410-767-3660 (voice) 1-800-637-4113 (TTY/voice).

Need help to develop a plan or to assemble a Go-Kit?

Visit www.harfordcountymd.gov/189/Citizens-With-Special-Needs

or contact the Harford County Disabilities Office at

410-638-3373 (voice/TTY) for a copy of the "Path to Disaster Readiness".

Additional items you may include in your supply kit:

- ▶ Medical supplies (dressing materials, nasal cannulas, suction catheters)
- ▶ Extra oxygen tanks
- ▶ Extra hearing aid batteries
- ▶ Talking or Braille clock

What can I do to help others with functional needs?

Reach out and offer a hand. Check on neighbors, family members, co-workers and/or members of your place of worship. You can be part of their support network, serve as a host home, help to answer questions or pick up items for a survival kit for someone who has problems getting out to shop.



HARFORD COUNTY HOTLINE:

Residents with disabilities or functional needs who require assistance when evacuating should call the information hotline during the time of need for assistance, 410-838-5800.

Remember, the hotline is only activated during true emergencies. If you have a life-threatening emergency, please dial 911.

Citizens with functional needs should develop a support network and should prepare before the storm.

Need assistance to get prepared?

Call the Emergency Operations Center at 410-638-4900.



HELP KEEP KIDS CALM

Whether you stay home or evacuate, young children can feel extremely threatened and frightened by a storm. Parents and caretakers should extend greater patience and understanding toward a child who is having difficulty coping with the situation. Consider how your children might react in a disaster, what your own reactions might be and how the crisis could affect emotional and physical well-being.

- Involve children in emergency planning, such as checking supplies and writing a shopping list.
- Be ready with a hug or box of supplies with games, books and hobby items.
- Store or pack kid-friendly food items and drinks.
- Have a favorite toy or stuffed animal around to help children feel more secure.
- Help reduce your children's fears by remaining calm yourself.
- Listen to fears and reassure children often and repeatedly.
- Encourage them to talk and ask questions, but limit discussion to basic facts.
- Do not lie to children about the dangers. Reassure them you are focused on their safety.
- Be cautious of permitting young children to watch or listen to news.
- Look for physical symptoms of anxiety that children may demonstrate during and after a weather event or other emergency required evacuation.



For more information, and to provide your children with the tools they need to prepare for emergencies, visit www.ready.gov/kids.

BEFORE

THE STORM

HURRICANE SURVIVAL: BE PREPARED

Improve the vulnerable areas of your home before a storm's approach

PREPARE YOUR HOME

Preparing your home to withstand high winds can mean the difference between minor and major repairs after a hurricane. That is why it is so important to strengthen your home to resist high winds.

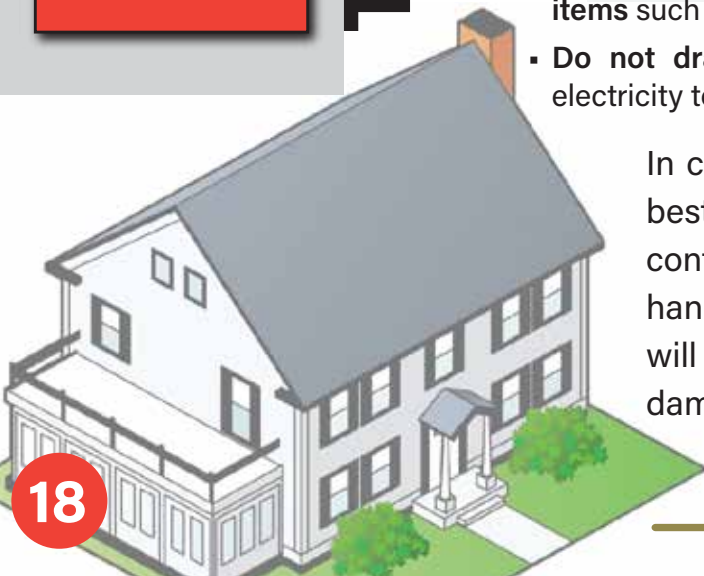
- **Shutter your windows.** Glass can be broken by flying debris. Protecting your windows can keep storm winds and rain out and your roof on. Duct tape provides no protection.
- **Check weather stripping/caulking around windows and doors.** Replace if necessary.
- **Check your garage door.** If your door needs replacing, look for a reinforced, wind-rated model.
- **Think about other improvements.** The Federal Alliance for Safe Homes has step-by-step instructions for reinforcing your home's roof, gable ends and other vulnerable areas.
- **Consider having a home inspector review your home's condition** if you have questions about your home's storm readiness. If you are considering hiring help, be sure to use a licensed, reputable contractor.

PREPARE YOUR YARD

Getting your yard ready to weather the storm can keep you and your home safe. High winds can turn even the heaviest items into deadly projectiles breaking through windows, doors, and walls.

- **Before any storms threaten, properly prune trees and shrubs.** Do not leave piles of branches that can become flying debris in high winds.
- **Keep your gutters and downspouts clear** and in good repair.
- **When a tropical storm or hurricane warning is issued, bring in all yard items** such as furniture, toys, birdbaths, bird feeders and barbecue grills.
- **Do not drain your pool.** Over-chlorinate the water and turn off all electricity to the pool for the duration of the storm.

In case you need to make repairs that require digging, it's best to be prepared **BEFORE** the storm arrives. Keep contact information for Miss Utility, 800-257-7777 or 8-1-1, handy so it's available when you need it. This free service will help you locate underground utilities before you damage them. Not only will it keep you safe, it's the law!



DURING THE STORM

WHEN THE STORM'S **IMPACT IS FELT**

IMPORTANT TIPS TO REMEMBER

- **Stay tuned to local news** WXCY (103.7 FM), WHFC (91.1 FM) and HarfordTV (Comcast Channel 21, Armstrong Channel 7, and Verizon Channel 31) for updates.
- **Have a battery-powered radio ready** in case power is lost.
- **Make sure your emergency supplies are out and ready.**
- **Make last-minute preparations** to secure yards, windows & vehicles.
- **Stay indoors.**
- **Close all interior doors** - secure and brace external doors.
- **If your power goes out**, use flashlights, battery-powered lanterns or chemical light sticks. Burning candles can be a hazard if left unattended.

FOOD SAFETY AND GUIDELINES

Severe storms can cut power to your house for days, even weeks. Power outages can be annoying, and they also present health concerns from food spoilage.

- **Take inventory of items in your refrigerator and freezer.**
- **Keep refrigerator and freezer doors closed as much as possible.** A full freezer with minimal door opening can keep frozen items safe for two days.
- **Discard perishable food that has been above 40 degrees F** for two hours or more and any food that has an unusual odor, color or texture.
 - **If power is out more than six hours, transfer refrigerated perishables** to an insulated cooler filled with ice or frozen gel packs. Keep a thermometer in the cooler to be sure the food stays below 40 degrees F.
 - **Never taste food to determine its safety!** Some foods may look and smell fine, but if they've been at room temperature longer than two hours, bacteria that causes food-borne illness can multiply rapidly.
 - **For more information**, contact the Harford County Health Department's Environmental Section at 443-643-0300.



AFTER

THE STORM



THE STORM HAS MOVED THROUGH, NOW IT'S TIME TO ASSESS THE DAMAGE

Hopefully you have stored enough batteries to keep your radio running. If power is still out, you'll want to hear news coverage on damage, road closures, power outages and other emergency instructions. Expect three to seven days of uncertainty, depending on the storm, so you may need to rely on what you have stored for food, water, medications and entertainment.

The stronger the storm, the more severe the damage. It could be weeks before life gets back to normal. Consider these realities in your planning. Here are some safety tips for the aftermath:

DRINKING WATER

A "boil water" order may be issued during a heavy rain, tropical storm/hurricane, water main break or other serious event that affects the drinking water supply. That means there is a possibility microbial contamination exists in tap water.

Boiling is the most effective way to kill bacteria, viruses, and parasites in water. Health officials recommend bringing a pot of water to a full rolling boil, then letting it boil for one minute to kill pathogens and make the water safe for consumption. Let the water cool to room temperature before drinking it.

HOUSE INSPECTION

If your home is flooded, use extreme caution and have a licensed electrician check the power to see if it is safe.

- Promptly report any damage to your insurance company and take pictures before any cleanup begins.
- Remove any water from your home as soon as possible to reduce further water damage.
- Make sure you have plenty of ventilation moving throughout the house.

HOME REPAIR & CONTRACTORS

Know the laws protecting your rights. Because the demand for qualified contractors after a disaster usually exceeds the supply. Don't be a victim to home repair fraud.

- Never let anyone into your home without first asking for identification. Representatives of utilities, government agencies, and reputable businesses will have proper identification.
- Hire only licensed and insured contractors. Any company or person doing work at a residence must have a Maryland home improvement license and be insured through the Maryland Home Improvement Commission in Baltimore, 410-230-6309 / 1-888-218-5925.
- The Harford County Department of Inspections, Licenses and Permits' Plumbing Division (410-638-3215) and the Electrical Division (410-638-3363) issue licenses for contractors. Both can verify a license.
- A building permit must be obtained either by the homeowner or the contractor.
- Insist on, and check, references of previous customers.
- Obtain at least three written estimates and avoid contractors who ask for advance payment in full.

THE PEACH BOTTOM ATOMIC POWER STATION

A portion of northern Harford County lies within the 10-mile Emergency Planning Zone (EPZ) of the Peach Bottom Atomic Power Station in Pennsylvania. Residents in the EPZ must prepare for shelter-in-place or evacuation in case the facility is ever impacted. If you reside within Zones 1, 2, 3, 4, or 5 as indicated on the map on the next page, special emergency plans have been developed to ensure your safety in the event of a nuclear incident.

The most important step you can take to ensure the safety of you and your family is to register your cellphone and email address with the county's emergency notification system. Harford County Emergency Services can reach every registered contact quickly and efficiently to keep you out of harm's way.

To register for our notification service, simply log on to www.harfordpublicsafety.org, follow the "Emergency Alerts" link and enter your information easily and securely. Your information will not be shared or used for any other purposes.


WHAT TO DO WHEN AN EMERGENCY NOTIFICATION IS GIVEN:

SHELTER IN PLACE: When instructed to shelter in place, go inside and stay there. Close all windows and doors and shut off any systems that draw in outside air.

EVACUATION: If an evacuation is ordered, those in the affected area will be instructed to proceed to one of the two following reception centers:

- **APGFCU Arena at Harford Community College:** Take local roads to Route 136. Turn right onto Cool Spring Road. Make a left onto Thomas Run Road. The college is 2.2 miles on the left. Signs at the site will direct you to the facility.
- **Fallston High School:** Take local roads to either Route 24 or Route 543 and continue until reaching Route 1. Follow Route 1 south then turn right onto Route 152. Turn right onto Carrs Mill Road and take the first right into Fallston High School. Signs on campus will direct you where to proceed.

Additional emergency instructions and follow-up will be provided at the reception centers. A wide range of further information regarding emergency preparedness for those within the Peach Bottom Planning Zone is available online on the Harford County Emergency Services website, www.harfordpublicsafety.org.



WHEN YOU HEAR THE SIRENS

Emergency instructions will be given on:

WXCY - 103.7FM

WHFC - 91.1FM

HARFORDTV

(Comcast Channel 21, Armstrong Channel 7,
Verizon Channel 31)

WWW.HARFORDPUBLICSAFETY.ORG
(Harford County Emergency Services)

WWW.HARFORDCOUNTYMD.GOV
(Harford County Government)

410-838-5800

(Harford County Emergency Info. Hotline)



At-risk schools: In the event of a Peach Bottom emergency, anyone in one of the at-risk schools will be moved to safe schools ahead of the risk or threat to health and safety. Please do not attempt to pick up anyone from the risk school if it's being evacuated; go to the host school.

RISK SCHOOL / HOST SCHOOL:

Darlington Elementary School / Meadowvale Elementary School
 Dublin Elementary School / Churchville Elementary School
 North Harford Elementary School / North Bend Elementary School
 North Harford Middle School / Hickory Elementary School
 North Harford High School / C. Milton Wright High School
 Harford Christian School / Upper Crossroads Baptist Church

Potassium Iodide: Potassium Iodide (KI) is a nonprescription drug that may prevent the thyroid from absorbing radioactive iodine. KI is one type of protective action that may be recommended during a nuclear incident. It should only be taken at the direction of the appropriate state and local authorities. Consult your physician if you have concerns about the safety of KI for your child or yourself. KI is effective in blocking the absorption of radioactive iodine only. Since it does not block the absorption of any other radioactive material, evacuation or sheltering in place may be the most effective and preferred protective actions. Residents living within the 10-mile radius, who have not already done so, may obtain more information about KI or obtain KI by contacting the Harford County Health Department at 410-838-1500.

IMPORTANT CONTACTS

Baltimore Gas & Electric

800-685-0123

Delmarva Power

800-898-8042

Harford County Planning & Zoning

410-638-3103

Harford County Inspections, Licenses & Permits

410-638-3344

Harford County Office of Disability Services

410-638-3373

PREPARE AS A FAMILY, INVOLVE YOUR KIDS!

Weather Wiz Kids

www.weatherwizkids.com

FEMA for Kids

www.ready.gov/kids

How Stuff Works, Hurricane Science

howstuffworks.com/hurricane.htm

CONTACT US

Sign up for emergency notifications

www.harfordcounty.bbcportal.com

or www.harfordpublicsafety.org

Call 410-638-4900 (General inquiries)

or 410-838-5800 (During disasters)



EMERGENCY ALERT STATIONS:

WXCY - 103.7FM

WHFC - 91.1FM

Harford Cable Network

Comcast Channel 21

Armstrong Channel 7

Verizon Channel 31

410-838-5800

(Harford County Emergency Info. Hotline)



@HarfordCoEM
@HarfordCountyMD



@HarfordCoDES
@HarfordCountyMD



BOB CASSILLY
COUNTY EXECUTIVE