

Harford County Local Management Board (LMB)

Community Plan for Children, Youth and Families FY25 - FY28



Bob Cassilly, County Executive
Harford County Housing & Community Services



MISSION & VISION

MISSION: The mission is to assess community assets and needs, facilitate the development of services, and to monitor, evaluate, and continually improve outcomes for children, youth, and families.

VISION: The vision is for Harford County to be a community where all families share opportunities equally and all children are safe, healthy, valued, cared for, and respected.

The LMB believes that children and families are important in our society, and as such, they need and deserve to have a system of services that is:

- Responsive
- Integrated
- Comprehensive
- Easily Accessible
- Provided in a Respectful Manner
- Empowering
- Outcome Focused
- Culturally Competent



Bob Cassilly, Harford County Executive
Barbara W. Richardson, Director, Housing & Community Services

Harford County Housing and Community Services

WHAT WE DO

The Harford County LMB is an advisory board consisting of multi-disciplined community leaders invested in ensuring positive outcomes for young people in Harford County.

It brings together child serving agencies to organize and ensure services and supports are available to help families raise healthy, successful children from birth to young adulthood.



MEMBERSHIP

Mary Beth Stapleton, Chair - Public Schools

Frank Kellner, Vice-Chair - Harford Mutual Insurance

Marcy Austin - Health Department

Robert Basler - Arrow Child and Family Ministries

Megan Cornett - Boys and Girls Club of Harford County

Megan Deacon - Juvenile Services

Crystal DeJesus - The ARC Northern Chesapeake Region

Ross DiEdoardo - CASA

Melissa Feliciano - Public Defender's Office

Angela Gray - Office on Mental Health

Cora Grishkot - Social Services

Alison Healey - State's Attorney Office

Annie Kovach - Public Library

Sherry Nolte - The Harford Center

Anne Marie Porretti - Catholic Charities

Jennifer Redding - UM Upper Chesapeake Health

James Reilly - County Council

Amy McClaskey –Housing & Community Services

Megan Scott - Harford Community College

Robin Tomechko - Harford Family House

Laura Walker - Circuit Court



Bob Cassilly, Harford County Executive

Barbara W. Richardson, Director, Housing & Community Services

Harford County Housing and Community Services

ABOUT THE PLAN

In October 2023, the LMB held a Strategic Planning Session. The goal of the session was to prioritize the most pressing needs and issues affecting youth and families in Harford County.

This Community Plan is based on the foundation developed by the State of Maryland through the Children's Cabinet. The information gathered reflects the needs of the community, results and indicators to prioritize, and the causes affecting each indicator.

ACKNOWLEDGEMENTS

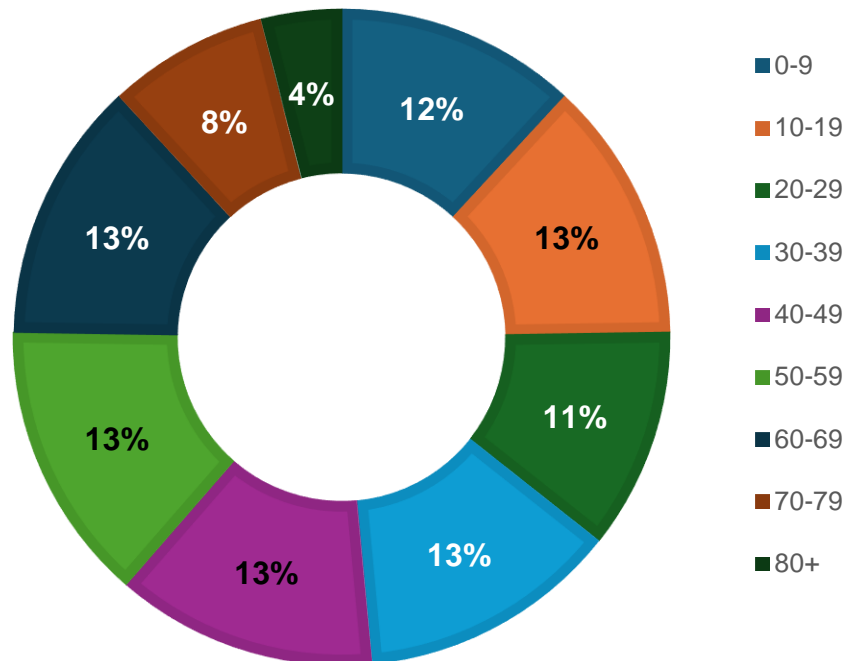
The Harford County LMB would like to say thank you to those who participated in, provided feedback, or assisted with the FY24 – FY28 Community Plan.

We appreciate your time, effort and input in helping to assess the needs of children, youth, and families in Harford County.

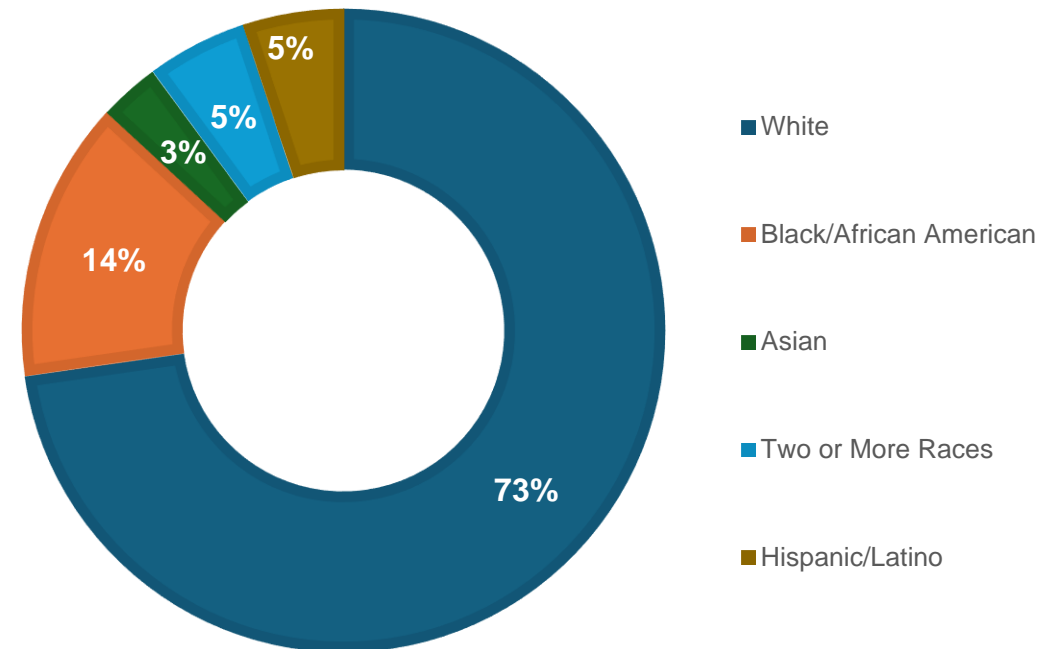


Harford County – By The Numbers

**Population of Harford County
BY AGE**



**Population of Harford County
BY RACE/ETHNICITY**



Efforts to Support Mental Health In Children and Youth

- **Recognize that mental health is an essential part of overall health.**
- **Empower youth and their families to recognize, manage, and learn from difficult emotions.**
- **Ensure that every child has access to high-quality, affordable, and culturally competent mental health care.**
- **Support the mental health of children and youth in educational, community, and childcare settings.**
- **Address the economic and social barriers that contribute to poor mental health.**
- **Increase timely data collection and research to identify and respond to youth mental health needs.**



Strategic Roadmap 2025 - 2028

There are 3 overall themes that support the collective work of the LMB

THEME ONE:

Intentional Efforts to Address Racial and Ethnic Disparities

THEME TWO:

Intentional Efforts to Address Adverse Childhood Experiences and trauma-informed practices

THEME THREE:

Include Programs/Strategies that have some demonstrated success with youth to include promising practices, best practices, and evidence-based practices.

Harford County Results & Indicators

Result: Healthy Children

Indicator: % of Students (Grades 6-12)
Reporting Depressive Episode

Indicator: Suicide Rate per 100,000 Population

Result: Families are Economically Stable

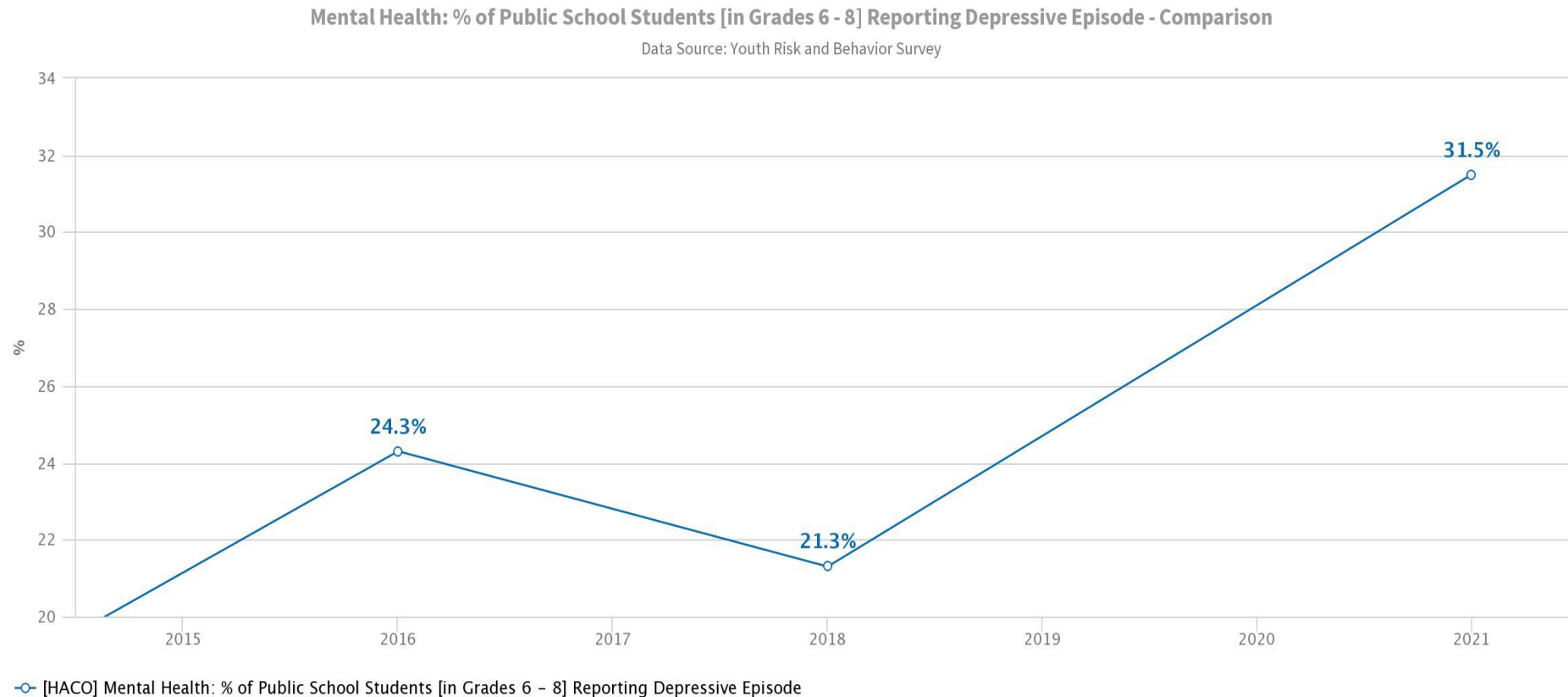
Indicator: % of Children Under 18 Living in Poverty

Indicator: % of Students Who Were Unstably Housed
in the Last 30 days (Grades 6-12)



RESULT: Healthy Children

Indicator: % of Students (Grades 6-8) Reporting Depressive Episode



ClearImpact.com

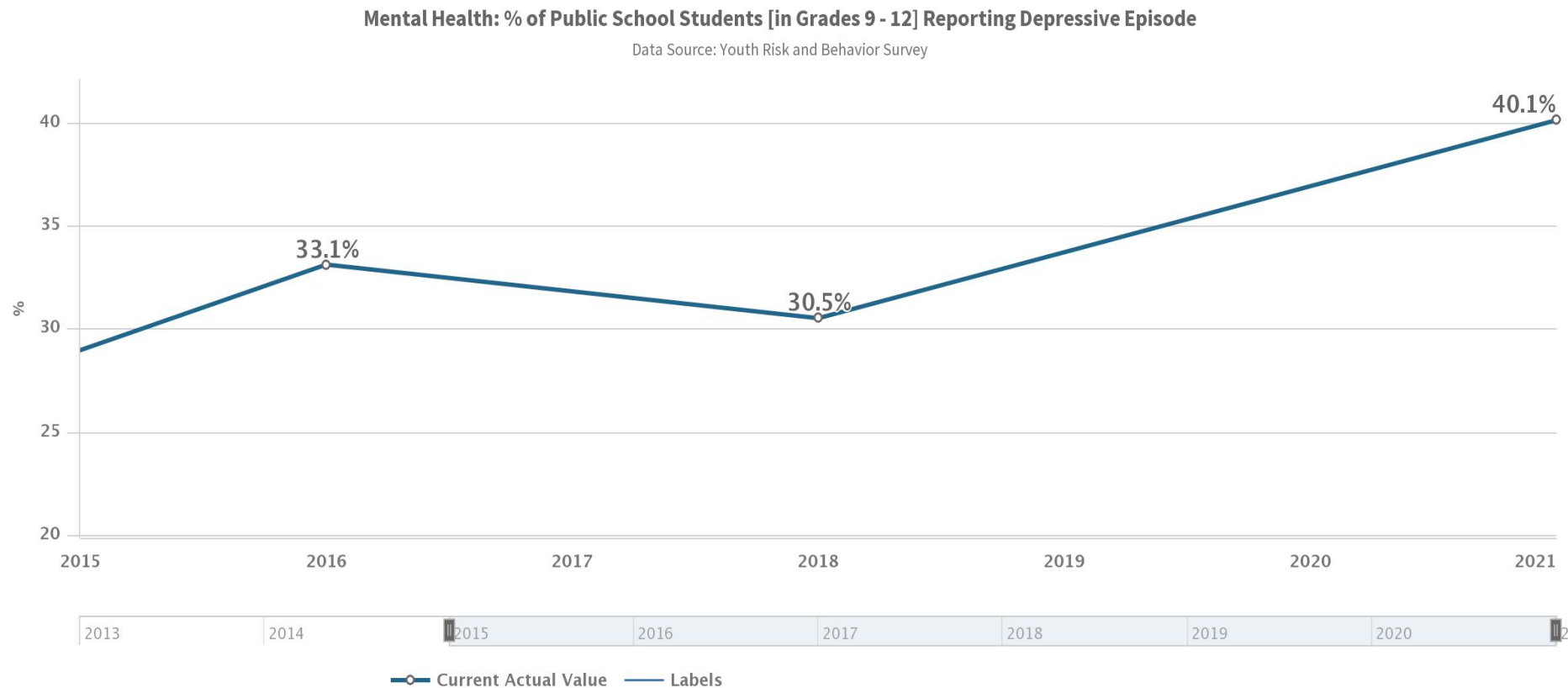


Bob Cassilly, Harford County Executive
Barbara W. Richardson, Director, Housing & Community Services

Harford County Housing and Community Services

RESULT: Healthy Children

Indicator: % of Students (Grades 9-12) Reporting Depressive Episode



ClearImpact.com



Bob Cassilly, Harford County Executive
Barbara W. Richardson, Director, Housing & Community Services

Harford County Housing and Community Services

RESULT: Healthy Children

Indicator: Suicide Rate per 100,000 Population

The 2019 suicide rate of 11.4 per 100,000 in Harford County was higher than the state average of 10.1 per 100,000.



At least 30% of students, 10th thru 12th grade felt sad or hopeless in 2018.

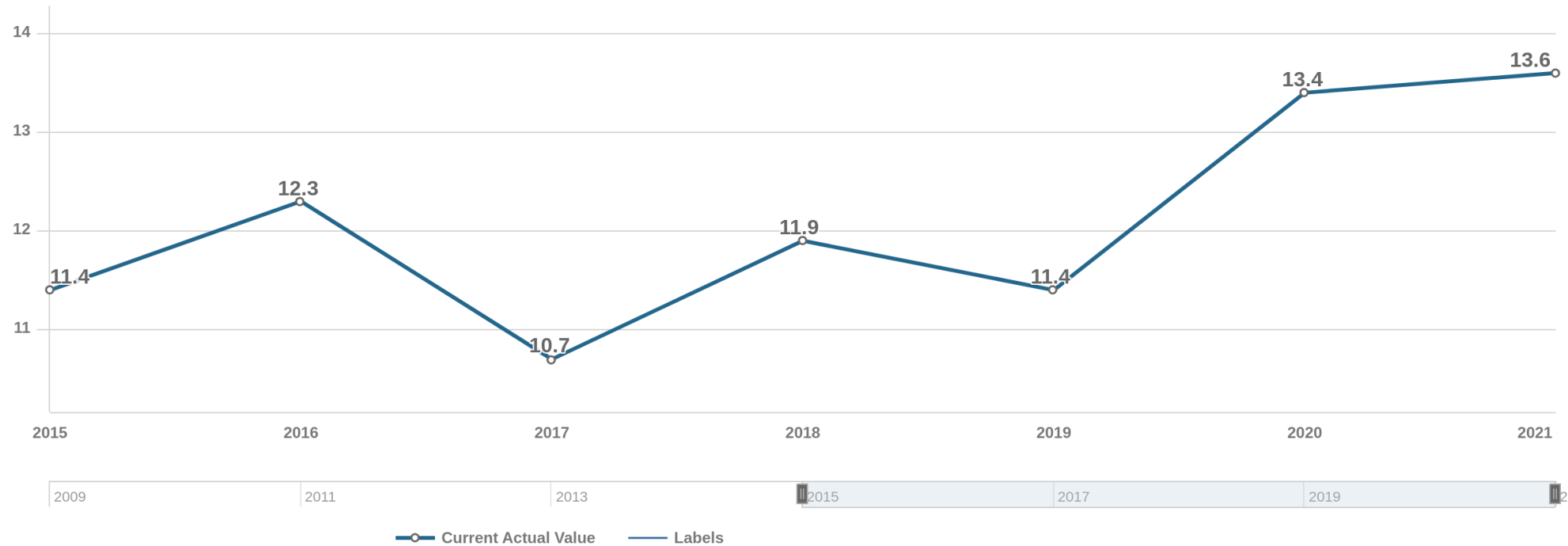


RESULT: Healthy Children

Indicator: Suicide Rate per 100,000 Population

Suicide rate per 100,000 population (local indicator)

Data Source: Maryland DHMH Vital Statistics Administration (VSA)



ClearImpact.com



RESULT: Families are Economically Stable

Indicator: % of Children Under 18 Living in Poverty

Children born into poverty face significant challenges. The longer children live in poverty, the more likely they will experience poverty as adults.

In Harford County, 3.4% of White families are below the poverty level while 11.3% of Black or African American families and 6.9% Hispanic or Latino families are below the poverty level.

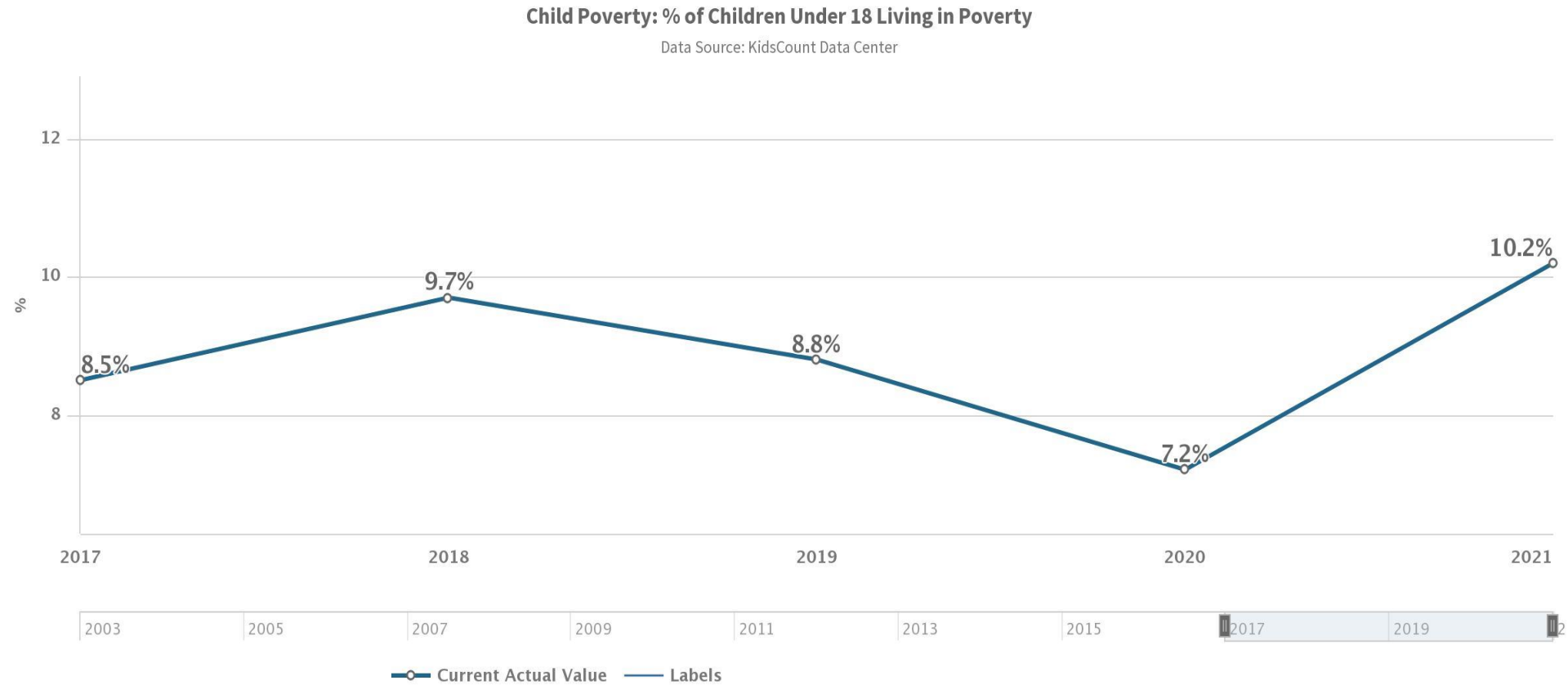
The disparity in household incomes in Harford County and the cities of Aberdeen and Edgewood is consistent with the percentage of families whose income is below the poverty level.

Poverty rates are highest in families headed by a female with the rate of 18.5% of families below the poverty level.



RESULT: Families are Economically Stable

Indicator: % of Children Under 18 Living in Poverty



ClearImpact.com



Bob Cassilly, Harford County Executive
Barbara W. Richardson, Director, Housing & Community Services

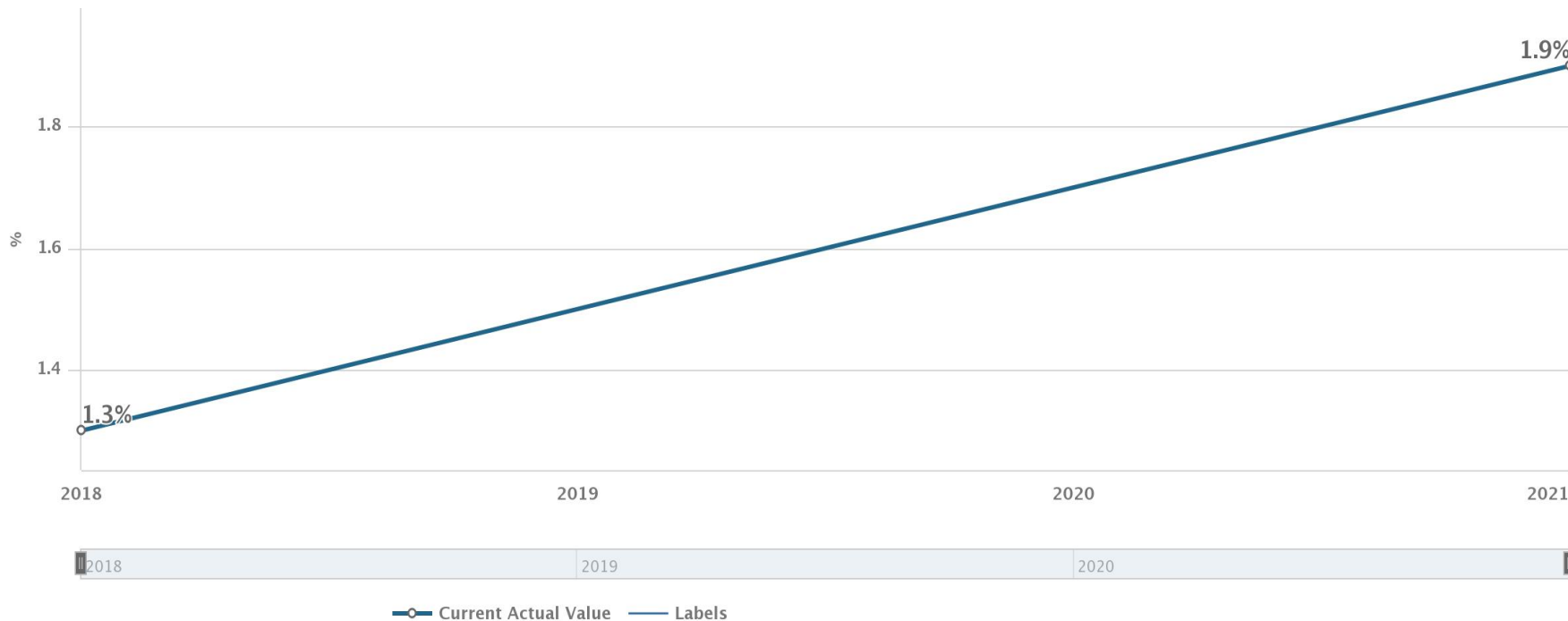
Harford County Housing and Community Services

RESULT: Families are Economically Stable

Indicator: % of Students Who Were Unstably Housed
in the Last 30 days (Grades 6-8)

Percent of Students in Grades 6-8 who were Unstably Housed in the Last 30 Days

Data Source: Youth Risk and Behavior Survey



The Point-in-Time (PIT) Count captures the number of individuals experiencing homelessness on the streets and in shelters on a single night. The 2023 PIT count for Harford County was 142, which is approximately a 35% decrease from 2020.

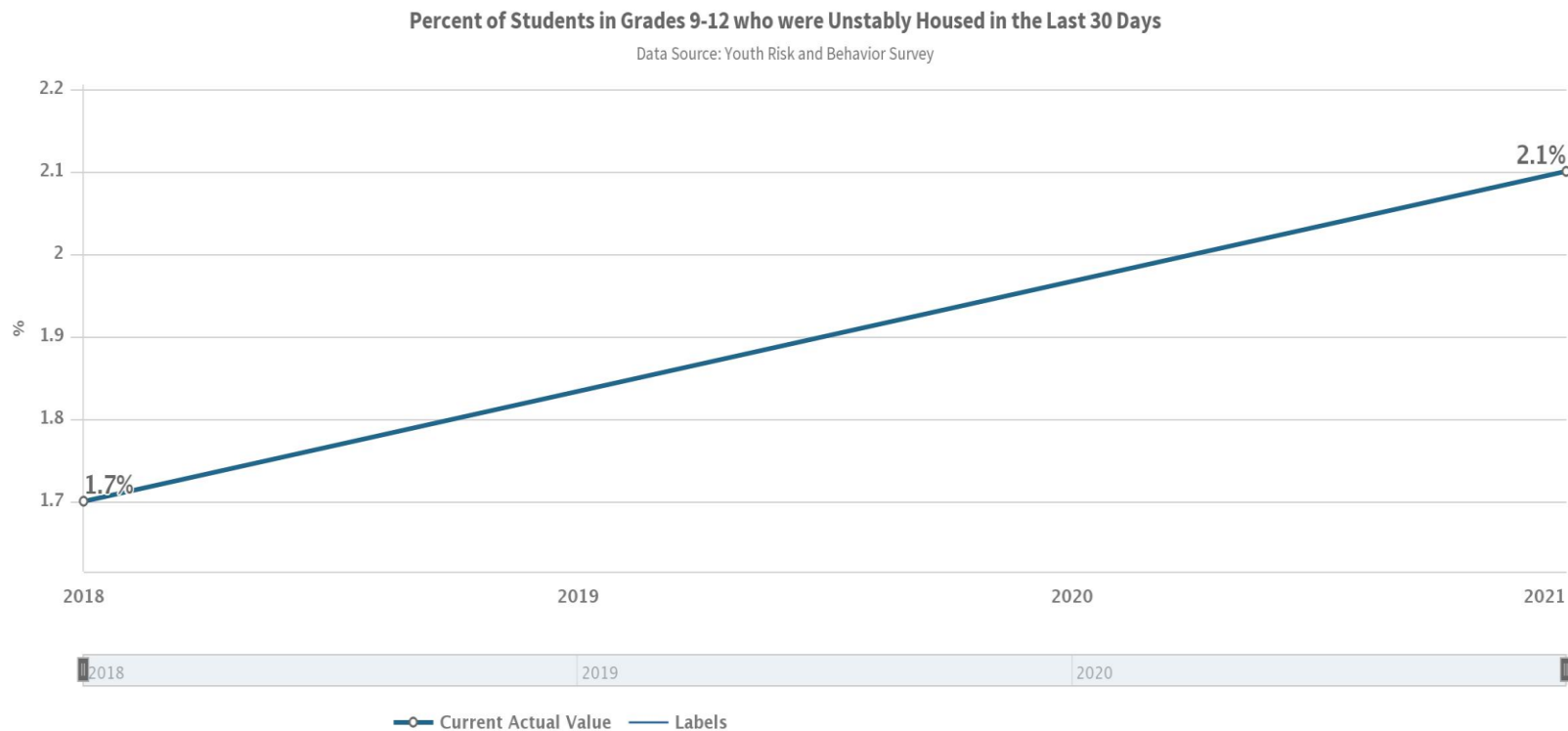


Bob Cassilly, Harford County Executive
Barbara W. Richardson, Director, Housing & Community Services

Harford County Housing and Community Services

RESULT: Families are Economically Stable

Indicator: % of Students Who Were Unstably Housed
in the Last 30 days (Grades 9-12)



ClearImpact.com

Low-income families and many middle-income families struggle to find affordable housing in Harford County, leaving little money left for food, childcare, doctors' visits, transportation, and other essentials.



Bob Cassilly, Harford County Executive
Barbara W. Richardson, Director, Housing & Community Services

Harford County Housing and Community Services

LMB Commitment to the Community

Local Care Team

The Local Care Team meets with families to understand their challenges; and assist in brainstorming solutions, sharing knowledge, and developing strategies with families to help them thrive.

Many of the LCT partners link parents and children with behavioral health and wellness services.

Resource Coordination

The LMB serves as a hub for service providers and families including managing a robust resource guide and actively sharing resources.

The Board develops communication channels to improve coordination among people and partners who support children, youth, and families.

Community Connection

Board members develop relationships with existing parent/caregiver networks and groups.

We attend meetings and events to engage families in peer learning, community discussions, and recreation.

The LMB supports opportunities and partnerships with the Public School system.

